

UNIVERSITY OF DELHI

CNC-II/093/1(28)/2023-24/283

Dated: 08.11.2023

NOTIFICATION

Sub: Amendment to Ordinance V

[E.C Resolution No. 14-1-6/-(6) dated 09.06.2023 and 27-1-1/-(7) dated
25.08.2023]

Following addition be made to Appendix-II-A to the Ordinance V (2-A) of the Ordinances of the University;

Add the following:

Syllabi of Semester-IV, V and VI of the following Programmes of Department of Chemistry under Faculty of Science based on Under Graduate Curriculum Framework -2022 implemented from the Academic Year 2022-23 :

- (i) BSc. (Hons.) Chemistry
- (ii) BSc. (Physical Science) with Chemistry as one of Core Discipline
- (iii) BSc. (Life Science) with Chemistry as one of the Core Discipline
- (iv) BSc. (Industrial Chemistry) – Chemistry Component
- (v) BSc (Hons.) Applied Life Sciences with Agrochemicals and Pest Management.

DEPARTMENT OF CHEMISTRY

SEMESTER IV

B Sc. (Hons) Chemistry

**DISCIPLINE SPECIFIC CORE COURSE - 10(DSC-10): Coordination Chemistry
and Reaction Mechanism**

CREDIT DISTRIBUTION, ELIGIBILITY AND PRE-REQUISITES OF THE COURSE

Course title & Code	Credits	Credit distribution of the course			Eligibility criteria	Pre- requisite of the course (if any)
		Lecture	Tutorial	Practical/ Practice		
Coordination Chemistry and Reaction Mechanism (DSC-10: Inorganic Chemistry - IV)	04	03	--	01	Class 12 th with Physics, Chemistry, Mathematics	--

Learning Objectives

The Objectives of this course are as follows:

- To familiarize the students with coordination compounds which find manifold applications in diverse areas.
- To acquaint the student with the concept of Inorganic reaction mechanism.

Learning Outcomes

By studying this course, the students will be able to:

- Explain the terms- ligand, denticity of ligands, chelate, coordination number and use standard rules to name coordination compounds.
- Discuss the various types of isomerism possible in such compounds.
- Use Valence Bond Theory to predict the structure and magnetic behaviour of metal complexes and understand the terms inner and outer orbital complexes.

- Explain the meaning of the terms Δ_o , Δ_t , pairing energy, CFSE, high spin and low spin complexes and how CFSE affects thermodynamic properties like lattice enthalpy and hydration enthalpy.
- Explain magnetic properties and colour of complexes on the basis of Crystal Field Theory.
- Explain the reaction mechanism of coordination compounds and differentiate between kinetic and thermodynamic stability.

SYLLABUS OF DSC-10

Unit-1: Coordination Chemistry

(Hours: 28)

Werner's Coordination theory, simple problems based on this theory

IUPAC nomenclature of coordination compounds, isomerism in coordination compounds (coordination numbers 4 and 6). Valence bond theory and its application to complexes of coordination numbers 4 and 6.

Crystal field theory, measurement of Δ_o . Calculation of CFSE in weak and strong fields, concept of pairing energies, factors affecting the magnitude of Δ_o . Octahedral vs. tetrahedral coordination, tetragonal distortions from octahedral geometry: Jahn-Teller theorem, square planar geometry. Qualitative aspect of Ligand field and MO Theory (for octahedral σ -donor, π - acceptor and π - donor complexes).

Unit-2: Stability of complexes and Inorganic Reaction Mechanism: (Hours: 17)

Brief discussion of thermodynamic and kinetic stability, Factors affecting stability of complexes, such as chelate effect, macrocyclic effect, resonance effect etc., trends in step wise formation constant, interpretation of lability and inertness based on VBT and CFT.

Introduction to inorganic reaction mechanisms, concept of reaction pathways, transition state, intermediate and activated complex. Substitution reactions in square planar complexes, factors affecting the rate of Substitution reactions in square planar complexes- such as charge effect, solvent effect and Trans- effect (Theories of trans-effect).

Practical component

Practical:

Credits: 01

(Laboratory periods: 15 classes of 2 hours each)

(A) Argentometry

Estimation of Cl^-

- By Mohr's method
- By Vohlard's method and
- By Fajan's method

(B) Complexometric Titrations:

- Complexometric estimation of $\text{Mg}^{2+}/\text{Zn}^{2+}$ using EDTA
- Estimation of total hardness of water samples

- (iii) Estimation of Ca^{2+} in solution by substitution method
- (iv) Estimation of Ca/Mg in drugs or biological samples.

(C) Properties of Complexes

Synthesis of ammine complexes of Ni(II) and its ligand exchange reactions (e.g. bidentate ligands like acetylacetonate, dimethyl glyoxime, glycine) by substitution method.

Essential/recommended readings

Theory:

1. Atkins, P.W.; Overton, T.L.; Rourke, J.P.; Weller, M.T.; Armstrong, F.A. (2010), **Shriver and Atkins Inorganic Chemistry**, 5th Edition, Oxford University Press.
2. Miessler, G.L.; Fischer P.J.; Tarr, D. A. (2014), **Inorganic Chemistry**, Fifth Edition, Pearson.
3. Huheey, J.E.; Keiter, E.A.; Keiter; R. L.; Medhi, O.K. (2009), **Inorganic Chemistry- Principles of Structure and Reactivity**, Pearson Education.
4. Pfennig, B. W. (2015), **Principles of Inorganic Chemistry**, John Wiley & Sons.
5. Cotton, F.A.; Wilkinson, G.(1999), **Advanced Inorganic Chemistry**, Wiley-VCH.
6. Sodhi G.S. (2018), **Principles of Inorganic Chemistry**, Viva Books India.

Practicals:

1. Jeffery, G.H.; Bassett, J.; Mendham, J.; Denney, R.C. (1989), **Vogel's Textbook of Quantitative Chemical Analysis**, John Wiley and Sons,
2. Harris, D. C.; Lucy, C. A. (2016), **Quantitative Chemical Analysis**, 9th Edition, Freeman and Company.
3. Day, R. A.; Underwood, A. L. (2012), **Quantitative Analysis**, Sixth Edition, PHI Learning Private Limited.
4. Marr, G.; Rockett, B.W. (1972), **Practical Inorganic Chemistry**, Van Nostrand Reinhold.

Note: Examination scheme and mode shall be as prescribed by the Examination Branch, University of Delhi, from time to time.

DISCIPLINE SPECIFIC CORE COURSE -11 (DSC-11): Carbohydrates, Lipids and Heterocyclic Compounds

CREDIT DISTRIBUTION, ELIGIBILITY AND PRE-REQUISITES OF THE COURSE

Course title & Code	Credits	Credit distribution of the course			Eligibility criteria	Pre-requisite of the course (if any)
		Lecture	Tutorial	Practical/ Practice		
Carbohydrates, Lipids and Heterocyclic Compounds (DSC-11, Organic Chemistry IV)	04	03	--	01	Class 12 th with Physics, Chemistry	--

Learning Objectives

The Objectives of this course are as follows:

- To familiarize students with the chemistry of carbohydrates, lipids, and heterocyclic compounds
- To enable students to develop novel, efficient, convenient, selective and environmentally benign synthetic methods for synthesis of heterocyclic compounds.

Learning outcomes

By studying this course, the students will be able to:

- Describe uses and applications carbohydrates, lipids and heterocycles
- Use the knowledge gained from study of carbohydrates, lipids and heterocycles to propose greener and better synthetic routes.
- Use the chemistry and biology of carbohydrates, lipids and heterocycles to better serve the mankind.

SYLLABUS OF DSC-11

Unit-1: Carbohydrates & Lipids

(Hours: 24)

Monosaccharides: Constitution and absolute configuration of glucose and fructose, epimers and anomers, mutarotation, determination of ring size of glucose and fructose, Haworth projection and conformational structures; Interconversion of aldoses and ketoses; Killiani-Fischer synthesis and Ruff degradation; Linkage between monosaccharides: Comparative study of the structure of disaccharides (sucrose, maltose, lactose) and polysaccharides (starch, cellulose and glycogen) excluding their structure elucidation. Reactions of disaccharides-reducing property, hydrolysis, methylation and acetylation.

Lipids: Introduction to lipids, classification. Oils and fats: Common fatty acids present in oils and fats, Omega-3&6 fatty acids, trans fats, hydrogenation, hydrolysis, acid value, saponification value, iodine number. Biological importance of triglycerides, phospholipids, glycolipids, and steroids (cholesterol).

Unit-2: Heterocyclic Compounds

(Hours:21)

Classification and nomenclature of heterocyclic compounds (containing only one hetero atom). Structure, aromaticity in 5-membered and 6-membered rings containing one heteroatom; Basicity and relative reactivity towards electrophilic substitution reactions (amongst five membered and six membered rings).

General methods of synthesis for: furan, thiophene, pyrrole (Paal-Knorr synthesis, Hantzsch synthesis), pyridine (Hantzsch synthesis), indole (Fischer Indole synthesis), quinoline (Skraup synthesis, Friedlander's synthesis, Knorr quinoline synthesis, Doebner-Miller synthesis)

Properties: Physical properties, discussion on the following reaction (with mechanism) for furan, pyrrole, thiophene, pyridine, indole and quinoline: Electrophilic substitution- nitration, sulphonation, halogenation, formylation, acylation, mercuration and carboxylation. Oxidation, reduction, addition, reactions showing acidic /basic character, reaction with diazonium salts, ring opening, ring expansion and nucleophilic substitution reaction wherever applicable should be discussed.

Practical:

Credits: 01

(Laboratory periods: 15 classes of 2 hours each)

1. Estimation of sugars by using Fehling solution.
2. Functional group tests for amine, nitro and amides.
3. Determination of saponification value of the given oil.
4. Determination of iodine number of the given oil.
5. Systematic qualitative analysis of the given organic compounds containing monofunctional groups (carboxylic acids, carbonyl compounds, carbohydrates and esters) and preparation of one suitable derivative.

Essential/recommended readings

Theory:

1. Berg, J.M., Tymoczko, J.L., Stryer, L. (2019), **Biochemistry**, 9th Edition W.H. Freeman and Co.
2. Nelson, D.L., Cox, M.M., Lehninger, A.L. (2017), **Principles of Biochemistry**. W.H. Freeman and Co., International Edition.
3. Morrison, R. N., Boyd, R. N., Bhattacharjee, S.K. (2010), **Organic Chemistry**, 7th Edition, Dorling Kindersley (India) Pvt. Ltd., Pearson Education.
4. Parashar, R.K., Negi, B. (2016) **Chemistry of Heterocyclic Compounds**, Ane Books Pvt Ltd.
5. Kuashik, S., Singh, A. (2023), **Biomolecules: From Genes to Proteins**, 1st Edition, Berlin, Boston: De Gruyter.
6. Finar, I.L., (2012), **Organic Chemistry** Volume 1, 6th Edition, Pearson Education.
7. Singh J, Awasthi S K, Singh J, **Fundamentals of Organic Chemistry**, Pragati Prakashan Meerut.

Practical:

1. Vogel, A.I. (2012), **Quantitative Organic Analysis**, Part 3, Pearson Education.
2. Mann, F.G., Saunders, B.C. (2009), **Practical Organic Chemistry**, Pearson Education.
3. Ahluwalia, V.K., Dhingra, S. (2004), **Comprehensive Practical Organic Chemistry: Qualitative Analysis**, University Press.
4. Ahluwalia, V.K., Aggarwal, R. (2004), **Comprehensive Practical Organic Chemistry: Preparation and Quantitative Analysis**, University Press
5. Pasricha, S., Chaudhary, A. (2021), **Practical Organic Chemistry: Volume–I**, I K International Publishing house Pvt. Ltd, New Delhi
6. Pasricha, S., Chaudhary, A. (2021), **Practical Organic Chemistry: Volume–II**, I K International Publishing house Pvt. Ltd, New Delhi

Note: Examination scheme and mode shall be as prescribed by the Examination Branch, University of Delhi, from time to time.

**DISCIPLINE SPECIFIC CORE COURSE-12 (DSC-12): Electrochemical Cells,
Chemical Kinetics and Catalysis**

CREDIT DISTRIBUTION, ELIGIBILITY AND PRE-REQUISITES OF THE COURSE

Course title & Code	Credits	Credit distribution of the course			Eligibility criteria	Pre-requisite of the course (if any)
		Lecture	Tutorial	Practical/ Practice		
Electrochemical Cells, Chemical Kinetics and Catalysis (DSC-12, Physical Chemistry IV)	04	03	--	01	Class 12 th with Physics, Chemistry, Mathematics	--

Learning Objectives

The Objectives of this course are as follows:

- To provide a detailed understanding about galvanic cells and their types
- To explain the applications of galvanic cells and EMF measurements.
- To get an understanding of the kinetics of simple and complex chemical reactions
- To give basic concept about catalysts and enzymes.
- To teach the working of potentiometer and different electrodes for performing potentiometric titrations
- To explain the experimental study of kinetics of simple reactions

Learning outcomes

By studying this course, the students will be able to:

- Explain the working of electrochemical cells and different types of galvanic cell.
- Devise a spontaneous galvanic cell using various combinations of half-cells.
- Understand the concept of concentration cell
- Use the appropriate galvanic cell to measure pH, calculate thermodynamic parameters and perform potentiometric titrations.
- Write rate law and derive rate equations for simple and complex reactions and understanding of theories of reaction rates.
- Understand different types of catalysts and mechanism of enzyme catalysis.
- Perform potentiometric titrations using appropriate electrodes for quantitative analysis.
- Set up experiments to study the kinetics of simple reactions.

SYLLABUS OF DSC-12

Unit-1: Electrochemical Cells

(Hours: 21)

Rules of oxidation/reduction of ions based on half-cell potentials, Chemical cells, reversible and irreversible cells with examples. Electromotive force of a cell and its measurement, Nernst equation; Standard electrode (reduction) potential and its application to different kinds of half-cells. Application of EMF measurements in determining (i) free energy, enthalpy and entropy of a cell reaction, (ii) equilibrium constants, and (iii) pH values, using hydrogen, quinone-hydroquinone, glass and $\text{SbO/Sb}_2\text{O}_3$ electrodes. Concentration cells with and without transference, liquid junction potential; determination of activity coefficients and transference numbers. Qualitative discussion of potentiometric titrations (acid-base, redox, precipitation). Structure of electric double layer (qualitative aspects only).

Unit-2: Chemical Kinetics

(Hours: 18)

Order and molecularity of a reaction, rate laws in terms of the advancement of a reaction, differential and integrated form of rate expressions up to second order reactions, experimental methods for determination of rate laws, kinetics of complex reactions (integrated rate expressions up to first order only): (i) Opposing reactions (ii) parallel reactions and (iii) consecutive reactions and their differential rate equations (steady-state approximation in reaction mechanisms) (iv) chain reactions.

Temperature dependence of reaction rates; Arrhenius equation; activation energy. Collision theory of reaction rates, Lindemann mechanism, qualitative treatment of the theory of absolute reaction rates, introduction to electrode kinetics (qualitative aspects only).

Unit-3: Catalysis:

(Hours: 6)

Types of catalyst, specificity and selectivity, mechanisms of catalyzed reactions at solid surfaces. Enzyme catalysis, Michaelis-Menten mechanism, acid-base catalysis.

Practical:

Credits: 01

(Laboratory periods: 15 classes of 2 hours each)

(A) Potentiometry:

Perform the following potentiometric titrations:

1. Strong acid vs. strong base
2. Weak acid vs. strong base
3. Dibasic acid vs. strong base
4. Mixture of strong and weak acid vs strong base
5. Potassium dichromate vs. Mohr's salt

(B) Chemical Kinetics:

Study the kinetics of the following reactions

1. Iodide-persulphate reaction by Initial rate method
2. Acid hydrolysis of methyl acetate with hydrochloric acid.
3. Saponification of ethyl acetate by conductometric measurements.

Suggested experiments

1. To study the kinetics of Iodide-persulphate reaction using integrated rate method.
2. Comparison of the strengths of HCl and H₂SO₄ by studying kinetics of hydrolysis of methyl acetate.

Essential/recommended readings

Theory:

1. Atkins, P.W.; Paula, J.de. (2014), **Atkin's Physical Chemistry Ed.**, 10th Edition, Oxford University Press.
2. Ball, D. W. (2017), **Physical Chemistry**, 2nd Edition, Cengage Learning, India.
3. Castellan, G. W. (2004), **Physical Chemistry**, 4th Edition, Narosa.
4. Kapoor, K.L. (2015), **A Textbook of Physical Chemistry**, Vol 3, 6th Edition, McGraw Hill Education.
5. Kapoor, K.L. (2015), **A Textbook of Physical Chemistry**, Vol 5, 3rd Edition, McGraw Hill Education.
6. Laidler K.J. (2003), **Chemical Kinetics**, 3rd Edition, Pearson Education India.

Practical:

1. Khosla, B.D.; Garg, V.C.; Gulati, A. (2015), **Senior Practical Physical Chemistry**, R. Chand & Co, New Delhi.
2. Kapoor, K.L. (2019), **A Textbook of Physical Chemistry**, Vol.7, 1st Edition, McGraw Hill Education.
3. Garland, C. W.; Nibler, J. W.; Shoemaker, D. P. (2003), **Experiments in Physical Chemistry**, 8th Edition, McGraw-Hill, New York

Note: Examination scheme and mode shall be as prescribed by the Examination Branch, University of Delhi, from time to time.

SEMESTER-V

BSC. (HONS.) CHEMISTRY

DISCIPLINE SPECIFIC CORE COURSE -13 (DSC-13): Basics of Organometallic Chemistry

CREDIT DISTRIBUTION, ELIGIBILITY AND PRE-REQUISITES OF THE COURSE

Course title & Code	Credits	Credit distribution of the course			Eligibility criteria	Pre-requisite of the course (if any)
		Lecture	Tutorial	Practical/ Practice		
Basics of Organometallic Chemistry (DSC-13)-Inorganic Chemistry-V	04	03	--	01	Class 12 th with Physics, Chemistry, Mathematics	-

Learning Objectives

The Objectives of this course are as follows:

- To familiarize the students with the interactions of metal atom with organic molecules (or not so typical organic molecule), which is in an entirely different fashion as compared to coordination compounds.
- To familiarize the students with the structure and bonding in organometallic compounds
- To familiarize the student with how organometallic compounds can act as good catalysts for organic transformations and hence have industrial importance associated with medicines, bioorganic synthesis, and energy production.

Learning Outcomes

By studying this course, the students will be able to:

- Identify and classify organometallic compounds of different types.
- Explain the stability of organometallic compounds and hence the requirement of special experimental conditions for their synthesis.
- Explain the bonding modes through VBT and MOT in these compounds.
- Explain the chemical nature of these compounds through various reactions thus acquiring skills to understand their applications.
- Explain the mechanism of catalysis by these compounds. This may prepare the student to predict the catalytic pathways for new reactions

SYLLABUS OF DSC-13

Unit-1: Introduction to Organometallic Chemistry

(Hours: 6)

Definition, brief history, classification of organometallic compounds on the basis of bond type. Common notation used in organometallic chemistry, concept of hapticity of organic ligands, importance of organometallic chemistry, organometallic compounds as reagents, additives, and catalysts. Introduction to the 18-electron rule or effective atomic number rule, electron count of mononuclear, polynuclear and substituted metal carbonyls of 3d series and finding metal-metal bonds.

Unit-2: Structure and Bonding in Organometallic Compounds (Hours : 12)

Structures of mononuclear and binuclear carbonyls of Cr, Mn, Fe, Co and Ni using VBT. Molecular orbital theory applied to organometallic compounds, description of bonding of two electron ligands to transition metals. π -acceptor behavior of CO (MO diagram of CO to be discussed), π -bonding of CO with metal (synergic effect) and use of IR data to explain extent of back bonding, bonding modes of CO, symmetry of metal carbonyls. Bonding between metal atoms and organic π - systems: linear (ethylene, allyl, butadiene) and cyclic (cyclopentadiene, benzene), Zeise's salt and comparison of synergic effect with that in carbonyls.

Metal alkyls and Metal-carbene complexes

Unit-3: Synthesis, Reactions and Applications of Organometallic Compounds (Hours: 16)

General methods of synthesis of metal carbonyls: direct carbonylation, reductive carbonylation, thermal and photochemical decomposition, of mono and binuclear carbonyls of 3d series.

Reaction of metal carbonyls: reduction, oxidation, photochemical substitution, migratory insertion of carbonyls, and nucleophilic addition of CO.

Synthesis of metal-alkene complexes through ligand addition, reduction and substitution and reaction of metal bound alkenes, Zeise's salt

Metal-sandwich compounds: Ferrocene: synthesis, physical properties and reactions: acylation, sulfonation, alkylation metallation, acetylation, chloromercuration, Mannich reaction, comparison of aromaticity and reactivity of ferrocene with that of benzene.

Synthesis and reactions of Metal alkyls and Metal-carbenes

Unit-4: Catalysis by Organometallic Compounds (Hours: 11)

General principles of catalysis, properties of catalysts, homogeneous and heterogeneous catalysis. (Catalytic steps, examples and industrial applications), deactivation and regeneration of catalysts, (catalytic poisons and promoter).

Organometallic catalysis of the following reactions of commercial importance and their mechanism:

1. Alkene hydrogenation (using Wilkinson's Catalyst)
2. Synthetic gasoline preparation (Fischer Tropsch reaction)
3. Polymerisation of ethene using Ziegler-Natta catalyst
4. Wacker oxidation process (Smidth process)
5. Hydroformylation reaction (Oxo-process)
6. Monsanto Acetic Acid process

Theoretical aspects of enlisted practicals are also to be included in the theory paper.

Practical component

Practical:

Credits: 01

(Laboratory periods: 15 classes of 2 hours each)

1. To study and compare the UV-Vis spectrum of ferrocene (in methanol or acetonitrile) and potassium ferrocyanide (in water).
2. To study the cyclic voltammogram of ferrocene.
3. Preparation of Bis(acetylacetonato)copper(II) complex and characterisation through UV-Visible spectrum of its aqueous solution..
4. Preparation of tris(acetylacetonato)manganese(III) complex.
5. Preparation of Potassium tris(oxalato)ferrate(III) complex.
6. Preparation of Tetraamminecopper(II) sulphate monohydrate complex.
7. Preparation of Pentaamminechloridocobalt(III) chloride.
8. Preparation of Hexaamminecobalt(III) chloride
9. Determination of number of chloride ions in ionisation sphere to confirm the formula of complexes prepared in (6) and (7) through potentiometric titration or conductance measurements. (See reference 5 & 6 of Practicals)
10. Compare and interpret the visible spectrum of complexes prepared in (6) and (7) for shifts in wavelength maxima.

Any other organometallic compounds synthesised from time to time may also be included.

Essential/recommended readings

Theory:

1. Gary L Miesler, Paul J Fiesher, and Donald A Tarr, **Inorganic Chemistry** 5th Edition, Pearson.
2. Shriver & Atkins **Inorganic Chemistry**, Edn V, W.H. Freeman and Company.
3. F.A. Cotton & G. Wilkinson, **Advanced Inorganic Chemistry**, 5th Edition.
4. William W. Porterfield, **Inorganic Chemistry**, 1st Edition.
5. Huheey, J.E.; Keiter, E.A., Keiter; R. L.; Medhi, O.K. (2009), **Inorganic Chemistry- Principles of Structure and Reactivity**, Pearson Education.
6. Principles of Organometallic Chemistry by M.L.H Green, Coward, G.E Coates and K.Wade 3rd Edition.
7. Cotton, F.A.; Wilkinson, G.; Gaus, P.L. **Basic Inorganic Chemistry**, 3rd Edition, Wiley India.
8. Greenwood, N.N.; Earnshaw, A. (1997), **Chemistry of the Elements**, 2nd Edition, Elsevier.
9. Gupta, B. D., Elias, A. J., (2013) **Basic Organometallic Chemistry: Concepts, Syntheses and Applications**, 2nd Edition, Universities Press.

Practicals:

1. ChemTexts (2020) 6:22, <https://doi.org/10.1007/s40828-020-00119-6>
2. J. Chem Education: 1971, Volume 48(2), 133
3. Front. Chem. Sci. Eng. 2013, 7(3): 329–337, DOI 10.1007/s11705-013-1339-0
4. Orbital: Electron. J. Chem. 2019, 11 (6): 348-354

6. Vogel's text book of quantitative chemical analysis. Edn V

Note: Examination scheme and mode shall be as prescribed by the Examination Branch,
University of Delhi, from time to time.

**DISCIPLINE SPECIFIC CORE COURSE - 14 (DSC-14): Nucleic Acids, Amino Acids,
Proteins and Enzymes**

CREDIT DISTRIBUTION, ELIGIBILITY AND PRE-REQUISITES OF THE COURSE

Course title & Code	Credits	Credit distribution of the course			Eligibility criteria	Pre-requisite of the course (if any)
		Lecture	Tutorial	Practical/ Practice		
Nucleic Acids, Amino Acids, Proteins and Enzymes (DSC-14, Organic Chemistry- V)	04	02	--	02	Class 12 th with Physics, Chemistry	--

Learning Objectives

The objectives of this course are as follows:

- To familiarize students with the fascinating chemistry and biology of biomolecules, *i.e.*, nucleic acids and proteins etc..
- To develop the interest of students in the basic concepts of heredity, which are imparted through replication, transcription, and translation processes.
- To discuss basic fundamentals of enzyme action and inhibition, which forms the basis of drug action.

Learning outcomes

By studying this course, the students will be able to:

- Demonstrate how structure of biomolecules determines their reactivity and biological role.
- Gain insight into concepts of heredity through the study of genetic code, replication, transcription, and translation
- Demonstrate basic understanding of enzyme action and role of inhibitors
- Use knowledge gained to solve real world problems.

SYLLABUS OF DSC-14

Unit-1: Nucleic Acids

(Hours: 8)

Structure of components of nucleic acids: Bases, Sugars, Nucleosides and Nucleotides. Nomenclature of nucleosides and nucleotides, structure of polynucleotides (DNA and RNA) and factors stabilizing them, biological roles of DNA and RNA; Concept of heredity: Genetic Code, Replication, Transcription and Translation.

Unit-2: Amino Acids, Peptides and Proteins

(Hours: 14)

Amino acids and their classification; α -amino acids - Synthesis, ionic properties, and reactions. zwitterions, pKa values, isoelectric point, and electrophoresis; Study of peptides: determination of their primary structure-end group analysis; Synthesis of peptides using N-protecting, C-protecting and C-activating groups, Solid-phase synthesis; Overview of primary, secondary and tertiary structures of proteins, protein denaturation.

Unit-3: Enzymes

(Hours: 8)

Introduction, classification, and characteristics of enzymes. Salient features of active site of enzymes. Mechanism of enzyme action (taking trypsin as an example), factors affecting enzyme action, coenzymes, and cofactors (including ATP, NAD, FAD), specificity of enzyme action (including stereospecificity). Enzyme inhibitors and their importance, phenomenon of inhibition (competitive, uncompetitive, and non-competitive inhibition including allosteric inhibition).

Practical component

Practical:

Credits: 02

(Laboratory periods: 15 classes of 4 hours each)

1. Study of the titration curve of glycine.
2. Estimation of glycine by Sorenson Formol Titration
3. Qualitative analysis of proteins- Ninhydrin test, Biuret test, Millon's reagent test, Xanthoproteic test.
4. Estimation of proteins by Lowry's method.
5. Study of the action of salivary amylase on starch at room temperature.
6. Effect of temperature on the action of salivary amylase.
7. Effect of pH on the action of salivary amylase
8. Study the inhibition of α -Amylase by copper sulphate
9. Isolation and estimation of DNA using cauliflower/onion.

Essential/recommended readings

Theory:

1. Berg, J.M., Tymoczko, J.L., Stryer, L. (2019), **Biochemistry**, Ninth Edition W.H. Freeman and Co.
2. Nelson, D.L., Cox, M.M., Lehninger, A.L. (2017), **Principles of Biochemistry**. W.H. Freeman and Co., International Edition.
3. Murray, R.K., Granner, D.K., Mayes, P.A., Rodwell, V.W. (2009), **Harper's Illustrated Biochemistry**. Lange Medical Books/McGraw-Hill.
4. Brown, T.A. (2018), **Biochemistry**, (First Indian Edition) Viva Books.
5. Kuashik, S., Singh, A. (2023), **Biomolecules: From Genes to Proteins**, First Edition, Berlin, Boston: De Gruyter.
6. Voet, D., Voet, J.G. (2010), **Biochemistry**, Fourth Edition, Wiley.

7. Singh J, Awasthi S K, Singh J, **Fundamentals of Organic Chemistry**, Pragati Prakashan Meerut.

Additional Resources:

1. Finar, I.L. (2008), **Organic Chemistry**, Volume 2, Fifth Edition, Pearson Education.
2. Bruice, P.Y. (2020), **Organic Chemistry**, Eighth Edition, Pearson Education.

Practicals:

1. **Manual of Biochemistry Workshop** (2012), Department of Chemistry, University of Delhi.
2. Kumar, A., Garg, S., Garg, N. (2015), **Biochemical Tests: Principles and Protocols**. Viva Books.
3. Pasricha, S., Chaudhary, A. (2021), **Practical Organic Chemistry: Volume-II**, I K International Publishing house Pvt. Ltd, New Delhi

Note: Examination scheme and mode shall be as prescribed by the Examination Branch, University of Delhi, from time to time.

DISCIPLINE SPECIFIC CORE COURSE-15 (DSC-15): Quantum Chemistry and Organic Chemistry IV Covalent bonding

CREDIT DISTRIBUTION, ELIGIBILITY AND PRE-REQUISITES OF THE COURSE

Course title & Code	Credits	Credit distribution of the course			Eligibility criteria	Pre-requisite of the course (if any)
		Lecture	Tutorial	Practical/ Practice		
Quantum Chemistry and Covalent bonding (DSC-15, Physical Chemistry V)	04	03	--	01	Class 12 th with Physics, Chemistry, Mathematics	

Learning objectives

The objectives of this course are as follows:

- To make students understand the limitations of classical mechanics and the need of quantum chemistry
- To familiarize the students with the postulates of quantum chemistry
- To explain how to apply the postulates to derive equations for various models and extend to hydrogen atom and hydrogen like atoms.
- To explain the valence bond and molecular orbital theories and their applications to simple molecules
- To explain the use of some computational software

Learning outcomes

By studying this course, students will be able to:

- Explain the limitations of classical mechanics and solution in terms of quantum mechanics for atomic/molecular systems.
- Develop an understanding of quantum mechanical operators, quantization, probability distribution, uncertainty principle
- Set up Schrodinger equations for different types of systems
- Explain the concept of covalent bonding based on valence bond theory and molecular orbital theory.
- Perform calculations using different software and plot different wavefunctions and probability distribution curves.
- Perform simple calculations using appropriate quantum mechanical methods in different computational software

SYLLABUS OF DSC-15

Unit-1: Quantum Chemistry

(Hours: 22)

Postulates of quantum mechanics, quantum mechanical operators and commutation rules, Schrödinger equation and its application to free particle and particle in a box (rigorous treatment), quantization of energy levels, zero-point energy and Heisenberg Uncertainty principle; wave functions, probability distribution functions, nodal properties, Extension to two and three-dimensional boxes, separation of variables, degeneracy.

Qualitative treatment of simple harmonic oscillator model of vibrational motion: Setting up of Schrödinger equation and discussion of solution and wave functions. Vibrational energy of diatomic molecules and zero-point energy.

Angular momentum. Rigid rotator model of rotation of diatomic molecule. Schrödinger equation in Cartesian and spherical polar coordinates (derivation not required). Separation of variables. Spherical harmonics. Discussion of solution (Qualitative).

Unit-2: Hydrogen atom

(Hours: 08)

Qualitative treatment of hydrogen atom and hydrogen-like ions: setting up of Schrödinger equation in spherical polar coordinates, radial part and quantization of energy (only final energy expression). Average and most probable distances of electron from nucleus. Zeeman effect, Introduction of spin quantum number and magnetic spin quantum number Setting up of Schrödinger equation for many electron atoms (He, Li), Indistinguishability of electrons and Pauli exclusion principle, Need for approximation methods. Statement of variation theorem and application to simple systems (particle-in-a-box, harmonic oscillator, hydrogen atom).

Unit-3: Covalent bonding

(Hours: 15)

Setting up of Schrödinger equation, Born-Openheimer approximation, LCAO-MO treatment of H_2^+ and its qualitative extension to H_2 , Valence bond (VB) treatment of H_2 , Comparison of LCAO-MO and VB wave functions of H_2 and their refinements, Qualitative description of LCAO-MO of homonuclear and heteronuclear diatomic molecules- HF and LiH .

Practical component

Practical:

Credits: 01

(Laboratory periods: 15 classes of 2 hours each)

1. Plot the radial wavefunctions and probability distribution for H atom's 1s, 2s, 2p orbital using software like EXCEL.
2. Using a software such as ArgusLab, plot HOMO, LUMO and ESP maps of various molecules.
3. Draw probability plots for a particle in a 1-dimensional box for different values of quantum number n - commenting on the number of points of zero probability and then correlate them with the correspondence principle.
4. Plot the electron density contour maps of sigma molecular orbitals for diatomic homonuclear molecules.
5. Plotting of the wave function and probability curve for simple harmonic motion and interpret the results for first two levels.

6. Plotting energy as a function of distance for simple harmonic motion - parabolic curve.
7. Using software such as ArgusLab calculate properties such as dipole moment and Mulliken charges using quantum mechanical methods.

Note: Any other suitable software may also be used .

Essential/recommended readings

Theory:

1. Kapoor, K.L. (2015), **A Textbook of Physical Chemistry**, McGraw Hill Education, Vol 4, 5th Edition, McGraw Hill Education.
2. House, J.E. (2004), **Fundamentals of Quantum Chemistry**, 2nd Edition, Elsevier.
3. McQuarrie, D.A. (2016), **Quantum Chemistry**, Viva Books.
4. Chandra, A. K. (2001), **Introductory Quantum Chemistry**, Tata McGraw-Hill.
5. House, J.E. (2004), **Fundamentals of Quantum Chemistry**, 2nd Edition, Elsevier

Suggested Readings

1. Atkins, P.W.; Friedman, R. (2010), **Molecular Quantum Mechanics**, 5th Edition, Oxford University Press.

Practical:

1. McQuarrie, D. A. **Mathematics for Physical Chemistry** University Science Books (2008).
2. Mortimer, R. **Mathematics for Physical Chemistry**. 3rd Ed. Elsevier (2005).
3. Steiner, E. **The Chemical Maths Book** Oxford University Press (1996).
4. Yates, P. **Chemical Calculations**. 2nd Ed. CRC Press (2007).
5. Levie, R. de, **How to use Excel in analytical chemistry and in general scientific data analysis**, Cambridge Univ. Press (2001) 487 pages.
6. Noggle, J. H. **Physical Chemistry on a Microcomputer**. Little Brown & Co. (1985).

Note: Examination scheme and mode shall be as prescribed by the Examination Branch, University of Delhi, from time to time.

SEMESTER-VI

BSC. (HONS.) CHEMISTRY

DISCIPLINE SPECIFIC CORE COURSE -16 (DSC-16): Principles in Qualitative Analysis and Bioinorganic Chemistry

CREDIT DISTRIBUTION, ELIGIBILITY AND PRE-REQUISITES OF THE COURSE

Course title & Code	Credits	Credit distribution of the course			Eligibility criteria	Pre-requisite of the course (if any)
		Lecture	Tutorial	Practical/ Practice		
Principles in Qualitative Analysis and Bioinorganic Chemistry (DSC-16: Inorganic Chemistry -VI)	04	02	--	02	Class 12 th with Physics, Chemistry, Mathematics	--

Learning Objectives

The Objectives of this course are as follows:

- To discuss the principles of qualitative analysis
- To understand the concept of solubility products and the common ion effect on the separation of cations.
- To discuss the importance of metal ions in biological systems.
- To discuss the applications of iron in physiology, including iron transport and storage.

Learning Outcomes:

By the end of the course, the students will be able to:

- Explain the basic principles of qualitative inorganic analysis.
- Discuss the influence of solubility products and the common ion effect on the separation of cations.
- Discuss the identification of interfering anions and their removal.
- Explain and discuss the importance of metal ions in biological systems, through discussions on metal-containing enzymes, the sodium-potassium pump.
- Discuss the applications of iron in physiology, including iron transport and storage system.

Unit-1: Theoretical Principles in Qualitative Analysis

(Hours: 12)

Basic principles involved in analysis of cations and anions. Solubility product, common-ion effect. Principles involved in separation of cations into groups and choice of group reagents. Interfering anions (fluoride, borate, oxalate and phosphate), need to remove them after Group II and methods of removal. Analysis of insoluble substances.

Unit-2: Bioinorganic Chemistry

(Hours: 18)

Metal ions present in biological systems, classification of elements according to their action in biological system. Geochemical effect on the distribution of metals. Sodium / potassium pump, conduction of nerve impulses, Ca-pump, carbonic anhydrase and carboxypeptidase. Excess and deficiency of some trace metals. Toxicity of metal ions (Hg, Pb, Cd and As), reasons for toxicity, Use of chelating agents in medicine, Cisplatin as an anti-cancer drug.

Iron and its application in bio-systems, Haemoglobin, Myoglobin, cytochrome-C-oxidase ; Storage and transfer of iron.

Practical:

Credits: 02

(Laboratory periods: 15 classes of 4 hours each)

(A)Qualitative semi-micro analysis of mixtures containing 3 anions and 3 cations.

Emphasis should be given to the understanding of the chemistry of different reactions.

The following radicals are suggested:

CO_3^{2-} , NO_2^- , S^{2-} , SO_3^{2-} , SO_4^{2-} , $\text{S}_2\text{O}_3^{2-}$, CH_3COO^- , F^- , Cl^- , Br^- , I^- , NO_3^- , BO_3^{3-} , $\text{C}_2\text{O}_4^{2-}$, PO_4^{3-} , NH_4^+ , K^+ , Pb^{2+} , Cu^{2+} , Cd^{2+} , Bi^{3+} , Sn^{2+} , Sb^{3+} , Fe^{3+} , Al^{3+} , Cr^{3+} , Zn^{2+} , Mn^{2+} , Co^{2+} , Ni^{2+} , Ba^{2+} , Sr^{2+} , Ca^{2+} , Mg^{2+}

(B)Mixtures should preferably contain one interfering anion, or insoluble component (BaSO_4 , SrSO_4 , PbSO_4 , CaF_2 or Al_2O_3) or combination of anions e.g. CO_3^{2-} and SO_3^{2-} , NO_2^- and NO_3^- , Cl^- and Br^- , Cl^- and I^- , Br^- and I^- , NO_3^- and Br^- , NO_3^- and I^- . Spot tests should be done whenever possible.

Essential/recommended readings

1. Svehla, G. (1996), **Vogel's Qualitative Inorganic Analysis**, 7th Edition, Prentice Hall.
2. Huheey, J.E.; Keiter, E.A., Keiter; R. L.; Medhi, O. K. (2009), **Inorganic Chemistry Principles of Structure and Reactivity**, Pearson Education.
3. Lippard, S.J.; Berg, J.M. (1994), **Principles of Bioinorganic Chemistry**, Panima Publishing Company.
4. *Biological Inorganic Chemistry* by **RR Crichton** in additional books
5. *Bioinorganic Chemistry- Inorganic Elements in the Chemistry of Life: An Introduction and Guide*, 2nd Edition by **Wolfgang Kaim, Brigitte Schwederski, Alex Klein**
6. Atkins, P.W.; Overton, T.L.; Rourke, J.P.; Weller, M.T.; Armstrong, F.A. (2010), 5th Edition, Oxford University Press.

Note: Examination scheme and mode shall be as prescribed by the Examination Branch, University of Delhi, from time to time.

DISCIPLINE SPECIFIC CORE COURSE – 17 (DSC-17): Polynuclear Hydrocarbons, Photochemistry, Pericyclic Reactions, and Spectroscopy of Organic Compounds

CREDIT DISTRIBUTION, ELIGIBILITY AND PRE-REQUISITES OF THE COURSE

Course title & Code	Credits	Credit distribution of the course			Eligibility criteria	Pre-requisite of the course (if any)
		Lecture	Tutorial	Practical/ Practice		
Polynuclear Hydrocarbons, Photochemistry, Pericyclic Reactions, and Spectroscopy of Organic Compounds (DSC-17, Organic Chemistry-VI)	04	03	--	01	Class 12 th with Physics, Chemistry	-

Learning objectives

The objectives of this course are as follows:

- To provide thorough knowledge of the chemistry of polynuclear hydrocarbons .
- To detail the basic principles and applications of pericyclic reactions and photochemistry
- To familiarize students with the various tools and techniques for identifying and characterizing the organic compounds through their interactions with electromagnetic radiations viz. UV-Visible, IR and NMR spectroscopy.

Learning outcomes

By studying this course, students will be able to:

- Discuss and use the chemistry of polynuclear hydrocarbons for application in real world problems.
- Discuss and use the pericyclic reactions and photochemistry for research and other applications.
- Use spectroscopic techniques to determine structure and stereochemistry of known and unknown compounds.

SYLLABUS OF DSC-17

Unit-1: Polynuclear Hydrocarbons

(Hours: 6)

Introduction, classification, structure, nomenclature and uses. Aromaticity of polynuclear hydrocarbons, structure elucidation of Naphthalene and general methods of preparation of naphthalene and anthracene (including Haworth method, Friedel Craft acylation, Diels Alder reaction, Elbs reaction). Relative reactivity of naphthalene and anthracene in comparison to benzene.

Discussion on the following reactions (with mechanism) for Naphthalene and Anthracene: Addition reactions, Oxidation, Electrophilic substitution- Friedel Craft reaction, Chloromethylation, Halogenation, Formylation, Nitration and sulphonation. Reduction reaction and Diels Alder reaction.

Unit-2: Photochemistry and Pericyclic reactions

(Hours: 12)

Photochemistry

Introduction and basic principles of photochemistry, photochemical energy, photolytic cleavage, photochemistry of carbonyl compounds (Norrish type 1, Norrish type 2 and Peterno Buchi reactions)

Pericyclic Reactions

Introduction: Types of pericyclic reactions (Electrocyclic, Cycloaddition and Sigmatropic Rearrangements), Symmetry in σ and π molecular orbitals, Frontier Molecular Orbitals.

Electrocyclic Reactions: Conrotatory and Disrotatory motion in ring opening and ring closing reactions in $(4n)$ and $(4n+2)$ π electron systems, FMO method, Woodward Hoffmann rule.

Cycloaddition Reactions: $[2+2]$ and $[4+2]$ π cycloaddition reactions, Diels Alder reaction (electron rich and electron poor dienes and dienophiles, Stereochemistry, Alder rule of endo addition).

Sigmatropic Reactions: $[1,3]$, $[1,5]$ and $[3,3]$ sigmatropic rearrangements, Cope rearrangement, Claisen Rearrangements.

Unit-3: Spectroscopy of Organic Compounds

(Hours: 27)

UV-Visible Spectroscopy: Types of electronic transitions, λ_{\max} , chromophores and Auxochromes, bathochromic and hypsochromic shifts, intensity of absorption, factors affecting λ_{\max} values, application of Woodward Rules for calculation of λ_{\max} for the following systems: α , β -unsaturated aldehydes, ketones, carboxylic acids and esters; conjugated dienes: alicyclic, homoannular and heteroannular; Extended conjugated systems (aldehydes, ketones and dienes); distinction between *cis* and *trans* isomers by UV; Colour concept, Theory of colour and constitution-Witt's theory, valence bond and molecular orbital theory.

IR Spectroscopy: Fundamental and non-fundamental molecular vibrations; IR absorption positions of O and N containing functional groups; effect of H-bonding, conjugation, resonance and ring size on IR absorptions; fingerprint region and its significance, application of IR in functional group analysis.

$^1\text{H-NMR}$ Spectroscopy: Basic principles of proton magnetic resonance, chemical shift and factors, influencing it; equivalent and non-equivalent protons (chemical and magnetic equivalence), Spin-Spin coupling and coupling constant; Anisotropic effects in alkene, alkyne, aldehydes and aromatics. Interpretation of NMR spectra of simple compounds containing AX, AX₂, AX₃, A₂X₃ spin systems, special case of 1-nitropropane.

Applications of IR, UV and $^1\text{H-NMR}$ Spectroscopy for identification of simple organic compounds (spectra to be provided for some representative compounds).

Practical component

Practical:

Credits: 01

(Laboratory periods: 15 classes of 2 hours each)

1. Systematic qualitative analysis of the given organic compounds containing monofunctional groups (Aryl halides, nitro compounds, amines and amides) and simple

bifunctional compounds like salicylic acid, cinnamic acid, *p*-nitro phenol etc. and preparation of one suitable crystalline derivative.

2. Differentiation between of *o*-/*p*-hydroxybenzaldehyde by IR spectroscopy (Spectra to be provided).
3. Differentiation between of benzoic acid and cinnamic acid by UV spectroscopy (Spectra to be provided).

Essential/recommended readings

Theory:

1. Morrison, R. N., Boyd, R. N., Bhattacharjee, S.K. (2010), **Organic Chemistry**, 7th Edition, Dorling Kindersley (India) Pvt. Ltd., Pearson Education.
2. Finar, I.L. **Organic Chemistry** Volume 1, Dorling Kindersley (India) Pvt. Ltd., Pearson Education.
3. Finar, I.L. **Organic Chemistry** Volume 2, Dorling Kindersley (India) Pvt. Ltd., Pearson Education.
4. Solomons, T.W.G., Fryhle, C.B.; Snyder, S.A. (2017), **Organic Chemistry**, 12th Edition, Wiley.
5. Silverstein R.M. (2005), **Spectrometric Identification of organic compounds**, 7th edition, John Wiley and Sons,
6. Kemp W. (2019), **Organic Spectroscopy**, Third Edition, MacMillan.
7. Pavia, D. (2015), **Introduction to Spectroscopy**, Fifth Edition, Cengage Learning India Pvt. Learning.
8. Scheinmann, F., **Introduction to spectroscopic methods for identification of organic compounds**, Volume 2, Pergamon Press.
9. Ahluwalia, V.K., Parashar, R.K. (2011), **Organic Reaction Mechanisms**, 4th Edition, Narosa Publishing House.
10. Horspool, W.M. (1976) **Aspects of Organic Photochemistry**, Academic Press.
11. Singh J, Awasthi S K, Singh J, **Fundamentals of Organic Chemistry**, Pragati Prakashan Meerut.

Practical:

1. Vogel, A.I. (2012), **Quantitative Organic Analysis**, Part 3, Pearson Education.
2. Mann, F.G., Saunders, B.C. (2009), **Practical Organic Chemistry**, Pearson Education.
3. Furniss, B.S., Hannaford, A.J., Smith, P.W.G., Tatchell, A.R. (2012), **Vogel's Textbook of Practical Organic Chemistry**, Fifth Edition, Pearson.
4. Ahluwalia, V.K., Dhingra, S. (2004), **Comprehensive Practical Organic Chemistry: Qualitative Analysis**, University Press.
5. Ahluwalia, V.K., Aggarwal, R. (2004), **Comprehensive Practical Organic Chemistry: Preparation and Quantitative Analysis**, University Press
6. Pasricha, S., Chaudhary, A. (2021), **Practical Organic Chemistry: Volume–I**, I K International Publishing house Pvt. Ltd, New Delhi
7. Pasricha, S., Chaudhary, A. (2021), **Practical Organic Chemistry: Volume–II**, I K International Publishing house Pvt. Ltd, New Delhi

DISCIPLINE SPECIFIC CORE COURSE-18 (DSC-18): Photochemistry and Spectroscopy

CREDIT DISTRIBUTION, ELIGIBILITY AND PRE-REQUISITES OF THE COURSE

Course title & Code	Credits	Credit distribution of the course			Eligibility criteria	Pre-requisite of the course (if any)
		Lecture	Tutorial	Practical/ Practice		
Photochemistry and Spectroscopy (DSC-18, Physical Chemistry VI)	04	02	-	02	Class XII with Physics, Chemistry and Mathematics	

Learning Objectives:

The Learning Objectives of this course are as follows:

- To make students understand the laws of photochemistry and their applications
- To understand the basis of molecular spectroscopy
- To study different types of spectroscopic techniques and their applications

Learning Outcomes:

By studying this course, students will be able to:

- Explain low and high quantum yield
- Explain photosensitized reactions
- Apply the concept of quantization to spectroscopy.
- Interpret various types of spectra and know about their application in structure elucidation

SYLLABUS OF DSC-18

Unit-1: Introduction to Molecular Spectroscopy and Photochemistry (Hours: 6)

Interaction of electromagnetic radiation with molecules and various types of spectra; Born Oppenheimer approximation.

Characteristics of electromagnetic radiation. Lambert-Beer's law and its limitations, physical significance of absorption coefficients. Laws of photochemistry, quantum yield, actinometry, examples of low and high quantum yields, photochemical equilibrium and the differential rate of photochemical reactions, photosensitized reactions, quenching. Role of photochemical reactions in biochemical processes, photostationary states, chemiluminescence.

Unit-2: Rotational, Vibrational , Raman and Electronic Spectroscopy (Hours: 14)

Rotational spectroscopy: Selection rules, intensities of spectral lines, determination of bond lengths of diatomic molecules, isotopic substitution, classification of molecules based on moment of inertia, applications of rotation spectroscopy (e.g. microwave appliances)

Vibrational spectroscopy: Classical equation of vibration, computation of force constant, amplitude of diatomic molecular vibrations, anharmonicity, Morse potential, dissociation energies, fundamental frequencies, overtones, hot bands, degrees of freedom for polyatomic molecules, modes of vibration, concept of group frequencies.

Vibration-rotation spectroscopy: diatomic vibrating rotator, P, Q, R branches.

Raman spectroscopy: Qualitative treatment of Rotational Raman effect; effect of nuclear spin, Vibrational Raman spectra, Stokes and anti-Stokes lines; their intensity difference, rule of mutual exclusion.

Electronic spectroscopy

Franck-Condon principle, electronic transitions, singlet and triplet states, Jablonski diagrams, fluorescence and phosphorescence, dissociation and predissociation, calculation of electronic transitions of polyenes using free electron model.

Unit-3: NMR and ESR

(Hours: 10)

Nuclear Magnetic Resonance (NMR) spectroscopy: Principles of NMR spectroscopy, Larmor precession, chemical shift and low-resolution spectra, different scales (δ and T), spin-spin coupling and high resolution spectra, interpretation of PMR spectra of simple organic molecules like methanol, ethanol and acetaldehyde.

Principles of ESR spectroscopy, hyperfine structures, ESR of simple radicals

Practical component

Practical:

Credits: 02

(Laboratory periods: 15 classes of 4 hours each)

(A) Colorimetry :

1. Verify Lambert-Beer's law and determine the concentration of (i) CuSO_4 (ii) KMnO_4 (iii) $\text{K}_2\text{Cr}_2\text{O}_7$ in a solution of unknown concentration

- Determine the concentrations of KMnO_4 and $\text{K}_2\text{Cr}_2\text{O}_7$ in a mixture.
- Study the kinetics of iodination of propanone in acidic medium.
- Determine the amount of iron present in a sample using 1,10-phenanthroline.
- Determine the dissociation constant of an indicator (phenolphthalein).
- Study the kinetics of interaction of crystal violet/ phenolphthalein with sodium hydroxide

(B) UV/Visible spectroscopy:

- Study the 200-500 nm absorbance spectra of KMnO_4 and $\text{K}_2\text{Cr}_2\text{O}_7$ (in 0.1 M H_2SO_4) and determine the λ_{max} values. Calculate the energies of the two transitions in different units (J molecule^{-1} , kJ mol^{-1} , cm^{-1} , eV).
- Study the pH-dependence of the UV-Vis spectrum (200-500 nm) of $\text{K}_2\text{Cr}_2\text{O}_7$.
- Record the 200-350 nm UV spectra of the given compounds (acetone, acetaldehyde, 2-propanol, acetic acid) in water. Comment on the effect of structure on the UV spectra of organic compounds.

(C) Analysis of the given vibration-rotation spectrum of HCl(g)

Essential/recommended readings

Theory:

- Banwell, C.N.; McCash, E.M. (2006), **Fundamentals of Molecular Spectroscopy**, Tata McGraw- Hill.
- Kapoor, K.L. (2015), **A Textbook of Physical Chemistry**, McGraw Hill Education, Vol 4, 5th Edition, McGraw Hill Education.
- Kakkar, R. (2015), **Atomic & Molecular Spectroscopy**, Cambridge University Press.

Suggested Readings:

- Engel, T.; Reid, P. (2013), **Quantum Chemistry and Spectroscopy**, Pearson

Practical:

- Khosla, B.D.; Garg, V.C.; Gulati, A. (2015), **Senior Practical Physical Chemistry**, R. Chand & Co, New Delhi.
- Garland, C. W.; Nibler, J. W.; Shoemaker, D. P. (2003), **Experiments in Physical Chemistry**, 8th Edition, McGraw-Hill, New York
- Kapoor, K.L. (2019), **A Textbook of Physical Chemistry**, Vol.7, 1st Edition, McGraw Hill Education.

Note: Examination scheme and mode shall be as prescribed by the Examination Branch, University of Delhi, from time to time.

POOL OF DSE FOR III/IV/V/VI SEMESTER

DISCIPLINE SPECIFIC ELECTIVE COURSE - 1 (DSE-1): Inorganic Materials of Industrial Importance

CREDIT DISTRIBUTION, ELIGIBILITY AND PRE-REQUISITES OF THE COURSE

Course title & Code	Credits	Credit distribution of the course			Eligibility criteria	Pre-requisite of the course (if any)
		Lecture	Tutorial	Practical/ Practice		
Inorganic Materials of Industrial Importance (DSE-1)	04	03	--	01	Class 12 th with Physics, Chemistry	--

Learning Objectives

The objectives of this course are as follows:

- To make students understand the diverse roles of inorganic materials in the industry and to give an insight into how these raw materials are converted into products used in day-to-day life.
- To make students learn about silicates, fertilizers, surface coatings, batteries, engineering materials for mechanical construction.
- To develop the interest of students in the frontier areas of inorganic and material chemistry.

Learning outcomes

By studying this course, the students will be able to:

- State the composition and applications of the different kinds of glass.
- State the composition of cement and discuss the mechanism of setting of cement.
- Defend the suitability of fertilizers for different kinds of crops and soil.
- Explain the process of formulation of paints and the basic principle behind the protection offered by the surface coatings.
- Describe the principle, working and applications of different batteries.
- Evaluate the synthesis and properties of nano-dimensional materials, various semiconductor and superconductor oxides.

SYLLABUS OF DSE-1

Unit 1: Silicate Industries

(6 Hours

Glass: Glassy state and its properties, classification (silicate and non-silicate glasses). Manufacture and processing of glass. Composition and properties of the following types of glasses: Soda lime glass, lead glass, armoured glass, different types of safety glass, borosilicate glass, fluorosilicate glass, coloured glass, photosensitive glass, photochromic glass, glass wool and optical fibre.

Cement: Manufacture of Portland cement and the setting process, Different types of cements: quick setting cements, eco-friendly cement (slag cement), pozzolana cement.

Unit 2: Fertilizers

(6 Hours)

Different types of fertilizers (N, P and K). Importance of fertilizers, chemistry involved in the manufacture of the following fertilizers: urea, calcium ammonium nitrate, ammonium phosphates, superphosphate of lime and potassium nitrate.

Unit 3: Surface Coatings

(18 Hours)

Brief introduction to and classification of surface coatings, paints and pigments: formulation, composition and related properties, pigment volume concentration (PVC) and critical pigment volume concentration (CPVC), fillers, thinners, enamels and emulsifying agents. Special paints: heat retardant, fire retardant, eco-friendly paints, plastic paints, water and oil paints. Preliminary methods for surface preparation, metallic coatings (electrolytic and electroless with reference to chrome plating and nickel plating), metal spraying and anodizing.

Contemporary surface coating methods like physical vapor deposition, chemical vapor deposition, galvanising, carburizing, sherardising, boriding, nitriding and cementation.

Unit 4: Batteries

(9 Hours)

Primary and secondary batteries, characteristics of an Ideal Battery, principle, working, applications and comparison of the following batteries: Pb- acid battery, Li-metal batteries, Li-ion batteries, Li-polymer batteries, solid state electrolyte batteries, fuel cells, solar cells and polymer cells.

Unit 5: Nano dimensional materials

(6 Hours)

Introduction to zero, one and two-dimensional nanomaterial: Synthesis, properties and applications of fullerenes, carbon nanotubes, carbon fibres, semiconducting and superconducting oxides.

Practical component

Practicals:

Credits:

01 (Laboratory periods:15 classes of 2 hours each)

(At least four experiments to be performed)

1. Detection of constituents of Ammonium Sulphate fertilizer (Ammonium and Sulphate ions) by qualitative analysis and determine its free acidity.

2. Detection of constituents of CAN fertilizer (Calcium, Ammonium and Nitrate ions) fertilizer and estimation of Calcium content.
3. Detection of constituents of Superphosphate fertilizer (Calcium and Phosphate ions) and estimation of phosphoric acid content.
4. Analysis of (Cu, Ni) in alloy or synthetic samples (methods involving Gravimetry and Spectrophotometry).
5. Analysis of (Cu, Zn) in alloy or synthetic samples (Multiple methods involving Iodometry, and Potentiometry).
6. Synthesis of pure ZnO and Cu doped ZnO nanoparticles.
7. Synthesis of silver nanoparticles by green and chemical approach methods and its characterization using UV-visible spectrophotometer

Essential/recommended readings

Theory:

1. West, A. R. (2014), **Solid State Chemistry and Its Application**, Wiley
2. Smart, L. E.; Moore, E. A. (2012), **Solid State Chemistry An Introduction**, CRC Press Taylor & Francis.
3. Atkins, P.W.; Overton, T.L.; Rourke, J.P.; Weller, M.T.; Armstrong, F.A.(2010), **Shriver and Atkins Inorganic Chemistry**, W. H. Freeman and Company.
4. Kent, J. A. (ed) (1997), **Riegel's Handbook of Industrial Chemistry**, CBS Publishers, New Delhi.
5. Poole Jr.; Charles P.; Owens, Frank J.(2003), **Introduction to Nanotechnology**, John Wiley and Sons.

Practical:

1. Svehla, G.(1996), **Vogel's Qualitative Inorganic Analysis**, Prentice Hall.
2. Banewicz, J. J.; Kenner, C.T. **Determination of Calcium and Magnesium in Limestones and Dolomites**, Anal. Chem., 1952, 24 (7), 1186–1187.
3. Ghorbani, H. R.; Mehr, F.P.; Pazoki, H.; Rahmani B. M. **Synthesis of ZnO Nanoparticles by Precipitation Method**. Orient J Chem 2015;31(2).
4. Orbaek, W.; McHale, M.M.; Barron, A.R. **Synthesis and characterization of silver nanoparticles for an undergraduate laboratory**, J. Chem. Educ. 2015, 92, 339–344.

Note: Examination scheme and mode shall be as prescribed by the Examination Branch, University of Delhi, from time to time.

DISCIPLINE SPECIFIC ELECTIVE COURSE – 2 (DSE-2): Green Chemistry in Organic Synthesis

CREDIT DISTRIBUTION, ELIGIBILITY AND PRE-REQUISITES OF THE COURSE

Course title & Code	Credits	Credit distribution of the course			Eligibility criteria	Pre-requisite of the course (if any)
		Lecture	Tutorial	Practical/ Practice		
Green Chemistry in Organic Synthesis (DSE-2)	04	03	--	01	Class 12 th with Physics, Chemistry	Basic knowledge of organic reactions

Learning objectives

The objectives of this course are as follows:

- To create awareness about the chemistry that is not harmful for human health and the environment.
- To provide thorough knowledge of the green chemistry principles that can be used to develop chemistry in greener way.
- To familiarize students with new remediation technologies for the cleaning up of hazardous substances.
- To use green chemistry for boosting profits, increase productivity and ensure sustainability with absolute zero waste.
- To learn about innovations and applications of green chemistry in education that helps companies to gain environmental benefits as well as to achieve economic and societal goals also
- The objective of the practical component is to develop basic skills to be able to design, develop and run chemical processes in a sustainable way.

Learning outcomes

By studying this course, students will be able to:

- List the twelve principles of green chemistry and build the basic understanding of toxicity, hazard and risk related to chemical substances.
- Calculate atom economy, E-factor and relate them in all organic synthesis
- State the uses of catalyst over stoichiometric reagents
- Debate and use green solvents, renewable feedstock, and renewable energy sources for carrying out safer chemistry
- Use green chemistry for problem solving, innovation and finding solutions to environmental problems.

- Design safer processes, chemicals, and products through understanding of inherently safer design (ISD)
- Discuss the success stories and use real-world cases to practice green chemistry

SYLLABUS OF DSE-2

UNIT – 1: Introduction

(3 Hours)

Introduction to Green Chemistry, some important environmental laws, pollution prevention Act of 1990, emergence of green chemistry, need for Green Chemistry. Goals of Green Chemistry. Limitations/ Obstacles in the pursuit of the goals of Green Chemistry. Green chemistry in sustainable development.

UNIT – 2: Application of Green Chemistry Principles

(36 Hours)

Principles of Green Chemistry and designing a chemical synthesis

Concept familiarization and application of green chemistry principles using specific examples

1. Prevention of waste/ by products; waste or pollution prevention hierarchy
2. Green metrics to assess greenness of a reaction: Calculation of atom economy of the rearrangement, addition, substitution, and elimination reactions; calculation of E-factor for industrial processes
3. Prevention/ minimization of hazardous/ toxic products
4. Safer Solvent and Auxiliaries: Problems associated with conventional reaction media
Some Common Green solvents: Introduction, application, advantages, and disadvantages of green solvents in organic synthesis (taking suitable examples). Special emphasis on the following:
 - i. Super Critical Fluids (with special reference to carbon dioxide)
 - ii. Water: Concept of In-water, and on-water reactions (with special reference to synthesis of terpinol and linalool in water, Benzoin condensation, Heck reaction)
 - iii. Ionic Liquids: Physical properties and classification of Ionic Liquids (with special reference to Diels Alder reaction and Coumarin synthesis in ionic liquids)
 - iv. Biomass derived Solvents: Physicochemical properties, Use of glycerol and its derivatives (Mizoroki–Heck reaction) and 2-methyltetrahydrofuran (Suzuki–Miyaura reaction).
5. Design for energy efficiency: Phenomenon of accelerating organic reactions by using the following Green Chemistry tools (taking suitable examples) and its advantages:
 - i. Mechanochemistry
 - ii. Ultrasound assisted reactions: Taking examples like Simmons Smith reaction, Diels–Alder reaction,
 - iii. Microwave assisted reactions: Special emphasis on solvent-free synthesis- copper phthalocyanine and aspirin, In-water reactions-Hofmann Elimination, methyl benzoate to benzoic acid and Decarboxylation reaction;
 - iv. Electrocatalysis: Taking examples like adiponitrile synthesis, synthesis of 3-bromothiophene.
 - v. Visible light induced Reactions: with examples such as, syntheses of caprolactam and vitamin D₃, cis-trans isomerization of alkenes
6. Use of renewable starting materials: Illustrate with few examples such as biodiesel, bioethanol, polymers from renewable resources (PLA from corn), Synthesis and

properties of 2-Methyltetrahydrofuran, furfural and 5-Aminolevulinic acid (DALA) from levulinic acid

7. Avoidance of unnecessary derivatization – careful use of blocking/protecting groups (taking specific examples like selective oxidation of aldehydic group and synthesis of 6-Aminopenicillanic Acid (6-APA) from penicillin G)
8. Catalysis and green chemistry
Introduction to Catalysis (including concept of selectivity, turnover frequency and turnover number), Types of Catalysts: Heterogeneous catalysis and homogeneous catalysis (H-beta and zeolites in organic synthesis), General catalytic cycle for heterogeneous catalysis; Asymmetric catalysis (Monsanto route to L-dopa via asymmetric hydrogenation, synthesis of carbapenem via Asymmetric reduction); Photocatalysis (with special reference to TiO₂); Biocatalysis (Synthesis of adipic acid/catechol using biocatalyst) and Nanocatalysis (oxazole synthesis using nanocatalyst)
9. Design for degradation: (Illustrate with the help of examples: soaps and detergents, pesticides, polymers)
10. Real Time monitoring of chemical processes using inline, offline, and online techniques
11. Inherently safer design/chemistry:
Principle and subdivision of ISD, Bhopal Gas Tragedy (safer route to carbaryl) and Flixiborough accident (safer route to cyclohexanol, Asahi Process)

UNIT – 3: Industrial Applications and Success Stories

(6 Hours)

- Vitamin C Synthesis using enzymes (Hoffman La Roche)
- Zolofit -Presidential Chemistry Award Winning Innovation (Pfizer)
- Methyl Methacrylate syngas process (Eastman Chemicals)
- Synthesis of herbicide disodium iminodiacetate
- Rightfit pigments azo dyes synthesis and their applications
- Healthier Fats and oils by Green Chemistry: Enzymatic Interesterification for production of No Trans-Fats and Oils.
- Synthesis of anti-tuberculosis drug Paramycin from waste water stream

Practical component

Credits:

01 (Laboratory periods:15 classes of 2 hours each)

Note: Characterization by melting point, UV-Visible spectroscopy, IR spectroscopy and any other specific method should be done (wherever applicable).

1. Preparation and characterization of nanoparticles of gold using tea leaves/silver nanoparticles using plant extracts.
2. Preparation of biodiesel from waste cooking oil and characterization (TLC, pH, solubility, combustion test, density, viscosity, gel formation at low temperature and IR can be provided).
3. Benzoin condensation using thiamine hydrochloride as a catalyst instead of cyanide.
4. Extraction of D-limonene from orange peel using liquid CO₂ prepared from dry ice.
5. Mechanochemical solvent free, solid-solid synthesis of azomethine using p-toluidine and o-vanillin/p-vanillin.
6. Microwave-assisted Knoevenagel reaction using anisaldehyde, ethylcyanoacetate and ammonium formate.

7. Photoreduction of benzophenone to benzopinacol in the presence of sunlight.
8. Photochemical conversion of dimethyl maleate to dimethyl fumarate (cis-trans isomerisation)
9. Benzil- Benzilic acid rearrangement: Preparation of benzilic acid in solid state under solvent-free condition.
10. Preparation of dibenzalacetone by cross aldol condensation reaction using base catalysed green method.

Essential/recommended readings

Theory:

1. Anastas, P.T., Warner, J.C. (2014), **Green Chemistry, Theory and Practice**, Oxford University Press.
2. Lancaster, M. (2016), **Green Chemistry: An Introductory Text**, 3rd Edition, RSC Publishing.
3. Cann, M. C., Connely, M.E. (2000), **Real-World cases in Green Chemistry**, American Chemical Society, Washington.
4. Matlack, A.S. (2010), **Introduction to Green Chemistry**, 2nd Edition, Boca Raton: CRC Press/Taylor & Francis Group publisher.
5. Alhuwalia, V.K., Kidwai, M.R. (2005), **New Trends in Green chemistry**, Anamalaya Publishers.
6. Sidhwani, I.T, Sharma, R.K. (2020), **An Introductory Text on Green Chemistry**, Wiley India Pvt Ltd.

Practicals:

1. Kirchoff, M.; Ryan, M.A. (2002), **Greener approaches to undergraduate chemistry experiment**, American Chemical Society, Washington DC.
2. Sharma, R.K.; Sidhwani, I.T.; Chaudhari, M.K. (2013), **Green Chemistry Experiments: A monograph**, I.K. International Publishing House Pvt Ltd. New Delhi.
3. Pavia, D.L.; Lamponam, G.H.; Kriz, G.S.W. B. (2012), **Introduction to organic Laboratory Technique- A Microscale approach**, 4th Edition, Brooks-Cole Laboratory Series for Organic chemistry.
4. Sidhwani I.T. (2015), Wealth from Waste: A green method to produce biodiesel from waste cooking oil and generation of useful products from waste further generated. **DU Journal of Undergraduate Research and Innovation**, 1(1),131-151. ISSN: 2395-2334.
5. Sidhwani, I.T; Sharma, R.K. (2020), **An Introductory Text on Green Chemistry**, Wiley India Pvt Ltd.
6. **Monograph on Green Chemistry Laboratory Experiments**, Green Chemistry Task Force Committee, Department of Science and Technology, Government of India.
7. Pasricha, S., Chaudhary, A. (2021), **Practical Organic Chemistry: Volume-I**, I K International Publishing house Pvt. Ltd, New Delhi
8. Pasricha, S., Chaudhary, A. (2021), **Practical Organic Chemistry: Volume-II**, I K International Publishing house Pvt. Ltd, New Delhi

DISCIPLINE SPECIFIC ELECTIVE COURSE -3(DSE-3): Solutions, Colligative properties, Phase Equilibria and adsorption

CREDIT DISTRIBUTION, ELIGIBILITY AND PRE-REQUISITES OF THE COURSE

Course title & Code	Credits	Credit distribution of the course			Eligibility criteria	Pre-requisite of the course (if any)
		Lecture	Tutorial	Practical/ Practice		
Solutions, Colligative properties, Phase Equilibria and adsorption (DSE-3)	04	03	-	01	Class 12 th with Physics, Chemistry	

Learning Objectives

The Learning Objectives of this course are as follows:

- To make the students understand the various properties of dilute solutions.
- To make the students understand the thermodynamic basis of colligative properties.
- To explain the concept of phase, co-existence of phases, phase diagram for various types of system, CST and distribution law.
- To introduce the concept of adsorption, its dependence on various conditions and applications

Learning outcomes

By studying this course, students will be able to:

- Explain different types of phase equilibrium, draw a well labelled phase diagram.
- Predict the existence of a substance in a given phase under different conditions of temperature and pressure
- Apply the concepts of phase, solutions and distribution law while studying other chemistry courses and every-day life processes.
- Explain the type of adsorption that can take place in different systems and predict the conditions to get maximum adsorption.

SYLLABUS OF DSE-3

UNIT-1: Solutions and Colligative Properties

(12 Hours)

Dilute solutions; lowering of vapour pressure, Raoult's law, Henry's law. Thermodynamic basis of the colligative properties - lowering of vapour pressure, elevation of Boiling Point, Depression of Freezing point and Osmotic pressure and derivation of expressions for these using chemical potential. Application of colligative properties in calculating molar masses of normal, dissociated and associated solutes in solutions, van't Hoff factor and its applications. Concept of activity and activity coefficients.

UNIT-2: Phase Equilibria

(24 Hours)

Concept of phases, components and degrees of freedom, derivation of Gibbs Phase Rule for nonreactive and reactive systems; Clausius-Clapeyron equation and its applications to solid-liquid, liquid-vapour and solid-vapour equilibria, phase diagram for one component systems (H_2O and S), with applications. A comparison between the phase diagram of CO_2 and H_2O . Phase diagrams for systems of solid-liquid equilibria involving eutectic, congruent and incongruent melting points, solid solutions (excluding partial miscibility). Binary solutions: Gibbs-Duhem-Margules equation, its derivation and applications to fractional distillation of binary miscible liquids (ideal and non-ideal), Konovalov's laws, azeotropes, lever rule, partial miscibility of liquids, CST, miscible pairs, steam distillation. Nernst distribution law: its derivation and applications.

Three component systems, water-chloroform-acetic acid system, triangular plots.

UNIT-3: Surface chemistry

(9 Hours)

Physical adsorption, chemisorption, adsorption isotherms (Langmuir and Freundlich). Nature of adsorbed state. Multilayer adsorption, BET equation derivation, thermodynamic treatment of adsorption-Gibbs equation.

Practical component

Credit: 01

(Laboratory periods: 15 classes of 2 hours each)

Practical

Phase Equilibrium

1. Determination of critical solution temperature and composition at CST of the phenol water system
2. To study the effect of impurities of sodium chloride and succinic acid on the CST of phenol-water system.
3. To study the cooling curves for the following systems:
 - (i) simple eutectic
 - (ii) congruently melting systems.

Adsorption

Verify the Freundlich and Langmuir isotherms for adsorption of acetic acid on activated charcoal.

Essential/recommended readings

Theory:

1. Peter, A.; Paula, J. de. (2011), **Physical Chemistry**, 9th Edition, Oxford University Press.
2. Castellan, G. W. (2004), **Physical Chemistry**, 4th Edition, Narosa.
3. Kapoor, K.L. (2015), **A Textbook of Physical Chemistry**, Vol 3, 6th Edition, McGraw Hill Education.
4. Kapoor, K.L. (2015), **A Textbook of Physical Chemistry**, Vol 5, 6th Edition, McGraw Hill Education.
5. Ball, D. W. (2017), **Physical Chemistry**, 2nd Edition, Cengage Learning, India.

Practical:

1. Khosla, B.D.; Garg, V.C.; Gulati, A. (2015), **Senior Practical Physical Chemistry**, R. Chand & Co, New Delhi.
2. Garland, C. W.; Nibler, J. W.; Shoemaker, D. P. (2003), **Experiments in Physical Chemistry**, 8th Edition, McGraw-Hill, New York.

Suggestive readings

1. Levine, I.N. (2010), **Physical Chemistry**, Tata Mc Graw Hill.

Note: Examination scheme and mode shall be as prescribed by the Examination Branch, University of Delhi, from time to time.

DISCIPLINE SPECIFIC ELECTIVE COURSE -4 (DSE-4): Nuclear and Environmental Chemistry

CREDIT DISTRIBUTION, ELIGIBILITY AND PRE-REQUISITES OF THE COURSE

Course title & Code	Credits	Credit distribution of the course			Eligibility criteria	Pre-requisite of the course (if any)
		Lecture	Tutorial	Practical/ Practice		
Nuclear and Environmental Chemistry (DSE-4)	04	03	--	01	Class 12 th with Physics, Chemistry	--

Learning Objectives

The Objectives of this course are as follows:

- To make students know more about nuclear chemistry
- To familiarise the students about environmental chemistry, especially with respect to air and water

Learning outcomes

By studying this course, the students will be able to:

- Gain knowledge about Nuclear chemistry, radioactive decay, nuclear disasters, and nuclear waste and their disposal.
- Describe the composition of air, various air pollutants, effects and control measures of air pollutants.
- List different sources of water, water quality parameters, impacts of water pollution, water treatment.
- Identify different industrial effluents and their treatment methods.

SYLLABUS OF DSE-4

Unit-1 : Nuclear Chemistry

(21 Hours)

The nucleus: subatomic particles, e liquid drop model; forces in nucleus-mesons; stability of nucleus-n/p ratio, binding energy; radioactive elements.

Radioactive decay- α -decay, β -decay, γ -decay; neutron emission, positron emission; unit of radioactivity (curie); half life period; radioactive displacement law, radioactive series.

Measurement of radioactivity: ionization chamber, Geiger Counters, Scintillation counters.

Nuclear reactions: Nuclear fission-theory of nuclear fission; chain reaction; nuclear fusion; nuclear reactors-fast breeder reactors, fuels used in nuclear reactors, separation of isotopes, moderators, coolants; nuclear reactors in India.

Applications: Dating of rocks and minerals, carbon dating, neutron activation analysis, isotopic labeling studies, nuclear medicine- ^{99m}Tc radio pharmaceuticals.

Nuclear disasters – Chernobyl disaster, Three Mile Island Disaster, Disposal of nuclear waste and its management.

UNIT – 2: Air Pollution

(12 Hours

Major regions of atmosphere, chemical and photochemical reactions in atmosphere. Air pollutants: types, sources, particle size and chemical nature, Major sources of air pollution, Pollution by SO_2 , CO_2 , CO , NO_x , H_2S and other foul-smelling gases, methods of estimation of CO , NO_x , SO_x and control procedures.

Chemistry and environment impact of the following: Photochemical smog, Greenhouse effect, Ozone depletion

Air pollution control, Settling Chambers, Venturi Scrubbers, Electrostatic Precipitators (ESPs).

UNIT – 3 : Water Pollution: Hours)

(12

Hydrological cycle, water resources, aquatic ecosystems, Sources and nature of water pollutants, Techniques for measuring water pollution, Impacts of water pollution on hydrological cycle and ecosystems. Water purification methods. Effluent treatment plants (primary, secondary and tertiary treatment).

Sludge disposal. Industrial waste management, incineration of waste. Water treatment and purification (reverse osmosis, electro dialysis, ion-exchange). Water quality parameters for wastewater, industrial water and domestic water.

Practical component

Practical:

Credits: 01

(Laboratory periods:15 classes of 2 hours each)

(At least four experiments to be performed)

1. Determination of dissolved oxygen in a given sample of water.
2. Determination of Chemical Oxygen Demand (COD) in a given sample of water.
3. Determination of Biological Oxygen Demand (BOD) in a given sample of water.

- Measurement of chloride, sulphate and salinity of water samples by simple titration method (AgNO_3 and potassium chromate).
- Estimation of total alkalinity of water samples (CO_3^{2-} , HCO_3^-) using double titration method.
- Measurement of dissolved CO_2 in a given sample of water.
- Determination of hexavalent Chromium Cr(VI) concentration in tannery wastes/ waste water sample using UV-Vis spectrophotometry technique.

Essential/recommended readings

Theory:

- Stanley E. Manahan, 10th edition, **Environmental chemistry**, CRC Press, Taylor and Francis Group, US, 2017
- Baird, C. and Cann, M., **Environmental Chemistry**,(2012), Fifth Edition, W. H. Freeman & Company, New York, US.
- VanLoon, G.W. and Duffy, J.S.(2018) **Environmental Chemistry - A global perspective**, Fourth Edition, Oxford University Press
- Brusseau, M.L.; Pepper,I.L. and Gerba, C., (2019) **Environmental and Pollution Science**, Third Edition, Academic Press.
- Masters, G.M., (1974) **Introduction to Environmental Science and Technology**, John Wiley & Sons.
- Masters, G.M., (2015) **Introduction to Environmental Engineering and Science**. JPrentice Hall India Learning Private Limited.
- 7.Arnikaar, H.J., (1987), Second Edition, **Essentials of Nuclear Chemistry**, Wiley Blackwell Publishers
- Arnikaar, H.J.; Rajurkar, N. S.,(2016) **Nuclear Chemistry through Problems**, New Age International Pvt. Ltd.
- De, A.K.(2012), **Environmental Chemistry**, New Age International Pvt., Ltd.
- Khopkar, S.M.(2010), **Environmental Pollution Analysis**, New Age International Publisher.
- Das, A. K. (2010), **Fundamentals of Inorganic Chemistry**, Volume 1, Second Edition, CBS Publishers & Distributors Pvt Ltd.
- Das, A. K. (2012), **Environment Chemistry with Green chemistry**, Books and Allied (P) Ltd.

Practical:

- Vowles, P.D.; Connell, D.W. (1980), **Experiments in Environmental Chemistry: A Laboratory Manual**, Vol.4, Pergamon Series in Environmental Science.
- Gopalan, R.; Anand, A.; Sugumar R.W. (2008), **A Laboratory Manual for Environmental Chemistry**, I. K. International.

Note: Examination scheme and mode shall be as prescribed by the Examination Branch, University of Delhi, from time to time.

DISCIPLINE SPECIFIC ELECTIVE COURSE – 5 (DSE-5): Reactions, Reagents and Chemical Process

CREDIT DISTRIBUTION, ELIGIBILITY AND PRE-REQUISITES OF THE COURSE

Course title & Code	Credits	Credit distribution of the course			Eligibility criteria	Pre-requisite of the course (if any)
		Lecture	Tutorial	Practical/ Practice		
Reactions, Reagents and Chemical Process (DSE-5)	04	03	--	01	Class 12 th with Physics, Chemistry	Basic knowledge of organic reactions

Learning objectives

The objectives of this course are as follows:

- To study the important organic name and rearrangement reactions that are crucial for the synthesis of valuable organic compounds.
- To give the knowledge belonging to the role of reagents in organic reactions for the synthesis of chemo-, diastereo- and enantio-selective products.
- To impart the knowledge of process chemistry that is a key part of the large-scale synthesis of chemical products essential for day-to-day life

Learning outcomes

By studying this course, students will be able to:

- Explain the reaction mechanism of various name and rearrangement reactions
- Discuss the role of the reagents in organic synthesis and apply these reagents for the bulk chemical synthesis
- Debate and use oxidizing and reducing reagents for selective synthesis organic products
- Apply the learnt techniques to chemical processes
- Acquire skills for human resource building especially in the chemical industry.

SYLLABUS OF DSE-5

UNIT – 1: Name Reactions

(15 Hours)

Application, scope and mechanism of following reactions: Prevost Reaction, Chugaev Reaction, Maukaiyama Aldol Reaction, Mozingo Reaction, Ramberg Backlund Reaction, Shapiro Reaction, Barbier Reaction, Clark- Eschweiler Reaction, Darzen's Reaction, Julia-Olifination Reaction, Tiffeneaus Damjanov Reaction, Darkin West Reaction, Bischler-Napieralaski Reaction, Birch reduction of aromatic compounds, Appel Reaction, Mitsunobu

Reaction, Corey Kim Oxidation, Azide-alkyne 1,3-dipolar cycloaddition reaction, Olefin metathesis: Grubbs reaction, Heck Reaction, Suzuki coupling and Wittig reaction.

UNIT – 2: Reducing Reagents

(9 Hours)

Reactions, mechanism and applications of following reducing agents: Sodium borohydride, Lithium aluminium hydride, NaBH_3CN , DIBALH, lithium-tri-*tert*-butoxyaluminum hydride, Red-Al $\text{Na}[\text{AlH}_2(\text{OCH}_2\text{OCH}_2\text{OCH}_3)_2]$, Zinc borohydride, L and K selectrides, LiBHEt_3 and KBHEt_3 , Luche Reagent $\text{NaBH}_4\text{-CeCl}_3$, $\text{K}[\text{BH}(\text{OAc})_3]$, *bis*-Boric Acid (BBA), Catecholborane, DEMS (Diethoxymethylsilane), 3-Mercapto propionic acid, Polymethylhydrosiloxane (PMHS), Schwartz's Reagent (Zirconocene chloride hydride).

UNIT – 3: Oxidizing Reagents

(9 Hours)

Reactions, mechanism and applications of following oxidizing agents: Jones Reagent (CrO_3 , H_2SO_4 , H_2O), Swern Reagent (DMSO, oxalyl chloride), Dess Martin, TEMPO, TPAP (Tetrapropyl ammonium perruthenate), Fetizon's Reagent, Fenton's Reagent [$\text{H}_2\text{O}_2 + \text{Fe(II)}$ ion], Sodium perborate NaH_2BO_4 , Sodium Bismuthate NaBiO_3 , ABNO (9-Azabicyclo[3.3.1]nonane N-oxyl), DEAP (Diethyl allyl phosphate, $\text{CH}_2=\text{CH}-\text{CH}_2-\text{OPO}(\text{OEt})_2$), AZADO (2-Azaadamantane N-oxyl], Wacker oxidation.

UNIT – 4: Process Chemistry

(12 Hours)

1. Process chemistry a) Introduction, stages of scale up process: Bench, pilot, and large-scale process with at least two examples of scale up process of API. b) In-process control and validation of large-scale process.
2. Unit Processes: The following unit processes should be studied with mechanism and one example of each process Nitration: Nitrating agents, process equipment for technical nitration. Halogenation: Types of halogenations, catalytic halogenations. Reduction: Catalytic hydrogenation, hydrogen transfer reactions, metal hydrides. Oxidation: Types of oxidative reactions, and non-metallic oxidizing agents such as H_2 , sodium hypochlorite, oxygen gas, ozonolysis.

Practical component

Credits:

01 (Laboratory periods:15 classes of 2 hours each)

1. Oxidation of alcohols to acid using Jones reagent.
2. Reduction of acetophenone and its derivatives to 1-phenyl ethanol derivatives by NaBH_4 .
3. Reduction of 4-*tert*-butyl-cyclohexanone to *cis* and *trans* 4-*tert*-butyl-cyclohexanol.
4. Synthesis of 2,5-dimethyl-2,5-hexanediol from *tert*-butanol using Fenton's reagents.
5. Wittig reaction of benzyltriphenylphosphonium chloride and 4-bromobenzaldehyde using potassium phosphate (tribasic).
6. Substitution ($\text{S}_{\text{N}}2$) reaction of 1-iodobutane and 2-naphthol.
7. Aldol condensation reaction: solventless synthesis of chalcones.
8. Borohydride reduction of a ketone: hydrobenzoin from benzil.
9. Visit to chemical industry of the demonstration of pilot scale.

Essential/recommended readings

Theory:

2. Clayden, J. Greeves, N., Warren, S. **Organic Chemistry**, South Asian Edition, Oxford University Press, USA
3. Gadamasetti K., **Process Chemistry in the Pharmaceutical Industry: Challenges in an Ever- Changing Climate-An Overview**, Vol-2, CRC Press, London.
4. Murphy R.M., **Introduction to Chemical Processes: Principles, Analysis, Synthesis**, McGraw-Hill Education, New York.
5. Harrington P. J., **Pharmaceutical Process Chemistry for Synthesis: Rethinking the Routes to Scale up**, John Wiley and Sons, Inc, New Jersey.
6. Parashar, R.K.; Ahluwalia, V.K. (2018), **Organic Reaction Mechanism**, 4th Edition, Narosa Publishing House.

Practical:

1. Mann F.G, Saunders, B.C., **Practical Organic Chemistry**, Dorling Kindersley (India) Pvt. Ltd. (Pearson Education Ltd.), Singapore.
2. Vogel A.I., **Elementary Practical Organic Chemistry**, Dorling Kindersley (India) Pvt. Ltd. (Pearson Education Ltd.), Singapore.

Note: Examination scheme and mode shall be as prescribed by the Examination Branch, University of Delhi, from time to time.

DISCIPLINE SPECIFIC ELECTIVE COURSE - 6 (DSE- 6): Polymers, Colloids, Surfaces and Interfaces

CREDIT DISTRIBUTION, ELIGIBILITY AND PRE-REQUISITES OF THE COURSE

Course title & Code	Credits	Credit distribution of the course			Eligibility criteria	Pre-requisite of the course (if any)
		Lecture	Tutorial	Practical/ Practice		
Polymers, Colloids, Surfaces and Interfaces (DSE- 6)	04	03	--	01	Class 12 th with Physics, Chemistry	--

Learning Objectives

The objectives of this course are as follows:

- To give students a comprehensive coverage of important physical aspects of polymers chemistry, colloids, emulsions, surfaces and interfaces.
- to study the applications of these aspects.

Learning outcomes

By studying this course, the students will be able to:

- Explain the types of polymers, kinetics of polymerization and polymer properties.
- Understand and apply the concepts of properties of polymer solutions and their thermodynamics.
- Comprehend the basic concepts of surface chemistry specifically in relation to colloids.
- Have a thorough understanding of applications of colloids in various areas.

SYLLABUS OF DSE-6

UNIT 1: Introduction to polymers

(Hours: 6)

Recapitulation of basic concepts of polymers. Types of polymerizations and their mechanism and kinetics: Free radical, ionic, step-growth, coordination, copolymerization. Polymerization techniques: Bulk, solution, suspension, and emulsion.

UNIT 2: Polymer solution

(Hours: 9)

Polymer solution – solubility parameter, properties of dilute solutions and their criteria, Thermodynamics of polymer solutions, entropy, enthalpy, and free energy change. Flory Huggins theory.

UNIT 3: Introduction to Colloid Chemistry (Hours: 9)

Recapitulation of basic concepts of Adsorption, Distinction among true solutions, colloids and suspensions, Components of Colloids, classification of colloids - lyophilic, lyophobic; Preparation methods and properties of lyophobic solutions, Hydrophile-lyophile balance (HLB), multi molecular, macromolecular and associated colloids (micelles formation), preparation and properties of colloids - Tyndall effect, Brownian movement, electrophoresis, dialysis, coagulation and flocculation; Charge on Colloidal particles and Electrical double layer concept, Suspensions and their characteristics, Emulsions and their characteristics.

UNIT 4: Surface chemistry in relation to colloids (Hours: 12)

Surface film on liquid surface, surface potential, monomolecular films, Langmuir Blodgett layers. Emulsions, foams and aerosols; electrical aspects of surface chemistry; Surface of solids, solid-liquid interface, stability of dispersions, stabilization of suspensions

UNIT 5: Application of colloids (Hours: 9)

Characterization of colloidal particles, Role of colloid chemistry in Nanotechnology (wet colloid chemical approach, “bottom up” fabrication of nanoparticles and nanostructured materials), applications of colloid chemistry in petroleum recovery, coating and painting, food, pharmaceuticals and cosmetic industry, medicinal chemistry (use in drug formulations), Sewage disposal, Purification of water, cleansing action of soap, Formation of Delta, Smoke precipitation, Photography, Artificial rain

Practical component

Practicals: Credits: 01

(Laboratory periods:15 classes of 2 hours each)

1. Free radical solution polymerization of styrene (St) / Methyl Methacrylate (MMA)/MethylAcrylate (MA).
2. Preparation of nylon 6,6
3. Determination of molecular weight of polyvinyl propylidene in water by viscometry.
4. Determination of the viscosity-average molecular weight of poly(vinyl alcohol) (PVOH) and the fraction of head-to-head monomer linkages in the polymer.
5. Determination of molecular weight by end group analysis of polymethacrylic acid.
6. Estimation of the amount of HCHO in the given solution by sodium sulphite method.
7. Preparation of Colloidal Sols of following
 - A. Arsenic sulphide,

- B. Antimony sulphide
 - C. Ferric chloride
 - D. Aluminium hydroxide
8. To find out the precipitation values of arsenious sulphide sol by using monovalent, bivalent and trivalent cations.
 9. To determine the nature of charge on particle in given colloidal solution and their electrophoretic velocity and zeta potential.
 10. To prepare lyophilic sol of starch.

Essential/recommended readings

Theory:

1. Carraher, C. E. Jr. (2013), **Seymour's Polymer Chemistry**, Marcel Dekker, Inc.
2. Odian, G. (2004), **Principles of Polymerization**, John Wiley.
3. Billmeyer, F.W. (1984), **Text Book of Polymer Science**, John Wiley
4. Myers D., Surface, interfaces and colloids Principles and Applications, 2nd Edition, Wiley-VCH
5. V.R. Gowarikar (2010), **Polymer Science**, New Age International Publishers Ltd.

Practical:

1. Sperling, L.H. (2005), **Introduction to Physical Polymer Science**, John Wiley & Sons

Note: Examination scheme and mode shall be as prescribed by the Examination Branch, University of Delhi, from time to time.

DISCIPLINE SPECIFIC ELECTIVE COURSE -7 (DSE-7): Novel Inorganic Solids

CREDIT DISTRIBUTION, ELIGIBILITY AND PRE-REQUISITES OF THE COURSE

Course title & Code	Credits	Credit distribution of the course			Eligibility criteria	Pre-requisite of the course (if any)
		Lecture	Tutorial	Practical/ Practice		
Novel Inorganic Solids (DSE-7)	04	03	--	01	Class 12th with Physics, Chemistry	--

Learning Objectives

The Objectives of this course are as follows:

- To familiarize the students with the characterization techniques of inorganic solids
- To familiarize the students with use and manifold applications of composites, carbon or high-tech ceramics

Learning Outcomes:

By studying this course, the students will be able to:

- Explain the mechanism of solid-state synthesis.
- Explain about the different characterization techniques and their principle.
- Explain the importance of composites and their applications.
- Discuss and explain the usage of solid materials in various instruments, batteries, etc. which would help them to appreciate the real-life importance of these materials

SYLLABUS OF DSE- 7

Unit 1: Synthesis of inorganic solids

(Hours: 5)

Conventional heat and beat method, Co-precipitation method, Sol-gel method, Hydrothermal method, Chemical vapor deposition (CVD), Ion-exchange and Intercalation method.

Unit 2: Characterization techniques of inorganic solids

(Hours: 10)

Powder X-ray Diffraction, UV-visible spectroscopy, Scanning Electron Microscopy (SEM), Transmission Electron Microscopy (TEM), Fourier-Transform Infrared (FTIR) spectroscopy, Brunauer–Emmett–Teller (BET) surface area analyser, Dynamic Light Scattering (DLS)

Unit 3: Pigments

(Hours: 10)

Cationic, anionic and mixed solid electrolytes and their applications. Inorganic pigments – coloured, white and black pigments.

One-dimensional metals, molecular magnets, inorganic liquid crystals.

Unit 4: Composite materials

(Hours: 10)

Introduction, limitations of conventional engineering materials, role of matrix in composites, classification, matrix materials, reinforcements, metal-matrix composites, polymer-matrix composites, fibre-reinforced composites, bio-nanocomposites, environmental effects on composites, applications of composites.

Unit 5: Speciality polymers

(Hours: 10)

Speciality polymers: Conducting polymers - Introduction, conduction mechanism, polyacetylene, polyparaphenylene, polyaniline. and polypyrrole, applications of conducting polymers, ion-exchange resins and their applications.

Ceramic & Refractory: Introduction, classification, properties, manufacturing and applications of ceramics, refractory and superalloys as examples.

Practicals

Credits: 01

(Laboratory periods: 15 classes of 2 hours each)

1. Preparation of polyaniline and its characterization using UV-visible spectrophotometer.
2. Intercalation of hydrogen in tungsten trioxide and its conductivity measurement using conductometer-
3. Synthesis of the following inorganic pigments:
 - (i) PbCrO_4 / chrome yellow
 - (ii) Barium white
 - (iii) Prussian Blue
 - (iv) Malachite
- 4.- Preparation of zeolite A and removal of Mg and Ca ions from water samples quantitatively using zeolite.
5. Determination of exchange capacity of cation exchange resins and anion exchange resins.

6. Determination of a mixture of cobalt and nickel (UV-visible spectroscopy).
7. Preparation of a disc of a ceramic compound using ball milling, pressing and sintering, and study its XRD.

Essential/recommended readings

Theory:

1. West, A. R. (2014), **Solid State Chemistry and Its Application**, Wiley.
2. Smart, L. E.; Moore, E. A., (2012), **Solid State Chemistry: An Introduction** CRC Press Taylor & Francis.
3. Rao, C. N. R.; Gopalakrishnan, J. (1997), **New Direction in Solid State Chemistry**, Cambridge University Press.
4. Poole Jr.; Charles P.; Owens, Frank J. (2003), **Introduction to Nanotechnology**, John Wiley and Sons.

Practicals:

1. Orbaek, W.; McHale, M.M.; Barron, A. R.; **Synthesis and Characterization of Silver Nanoparticles for An Undergraduate Laboratory**, J. Chem. Educ. 2015, 92, 339–344.
2. MacDiarmid, G.; Chiang, J.C.; Richter, A.F.; Somasiri, N.L.D.(1987), **Polyaniline: Synthesis and Characterization of the Emeraldine Oxidation State by Elemental Analysis**, L. Alcaer (ed.), *Conducting Polymers*, 105-120, D. Reidel Publishing.
3. Cheng, K.H.; Jacobson, A.J.; Whittingham, M.S. (1981), **Hexagonal Tungsten Trioxide and Its Intercalation Chemistry**, *Solid State Ionics*, 5, 1981, 355-358.
4. Ghorbani H.R.; Mehr, F.P; Pazoki, H; Rahmani, B.M.; **Synthesis of ZnO Nanoparticles by Precipitation Method**, *Orient J Chem* 2015, 31(2).

Note: Examination scheme and mode shall be as prescribed by the Examination Branch, University of Delhi, from time to time.

DISCIPLINE SPECIFIC ELECTIVE COURSE – 8 (DSE-8): Applied Organic Chemistry

CREDIT DISTRIBUTION, ELIGIBILITY AND PRE-REQUISITES OF THE COURSE

Course title & Code	Credits	Credit distribution of the course			Eligibility criteria	Pre-requisite of the course (if any)
		Lecture	Tutorial	Practical/ Practice		
Applied Organic Chemistry (DSE-8)	04	03	--	01	Class 12 th with Physics, Chemistry	--

Learning Objectives

The objectives of this course are as follows:

- To make students aware of the importance of organic compounds in daily life.
- To familiarize students with the chemistry and uses of dyes, polymers, terpenoids, alkaloids, steroids and pharmaceutical compounds and their direct or indirect effect on human life and health

Learning outcomes

By the end of this course the students will be able to:

- Discuss and demonstrate the chemistry and uses of commercially important and naturally occurring compounds like dyes, polymers, terpenoids, alkaloids, steroids and pharmaceuticals.
- Appreciate the chemistry of biodegradable and conducting polymers and their importance to human life and society.
- Comprehend the chemistry of dyeing and dyes. Explain why some dyes are better than others. Describe the applications of various types of dyes including those in foods and textiles.
- Comprehend the synthetic routes and mode of action of some selected pharmaceutical compounds
- Use the knowledge gained to solve real world problems

SYLLABUS OF DSE-8

Unit 1: Dyes

(Hours: 7)

Nomenclature of commercial dyes with at least one example. Suffixes - G, O, R, B, 6B, L, S; colour index and colour index number. Classification of dyes based on structure and application; Chemistry of dyeing.

Synthesis and applications of the following types of dyes: Azo dyes - Methyl orange, Congo red; Triphenyl methane dyes-Malachite green, Rosaniline and Crystal violet; Phthalein Dyes - Phenolphthalein; Natural dyes - Structure elucidation and synthesis of Alizarin and Indigotin; Edible Dyes (natural and synthetic) with examples and effect of synthetic food colours on health.

Unit 2: Polymers

(Hours:12)

Introduction and classification based on origin, monomer units, thermal response, mode of formation, structure, application and tacticity; di-block, tri-block and amphiphilic polymers; Weight average molecular weight, number average molecular weight, glass transition temperature (T_g) of polymers; Polymerisation Reactions-Addition and condensation. Mechanism of cationic, anionic and free radical addition polymerization; Ziegler-Natta polymerisation of alkenes.

Preparation and applications of: Plastics -thermosetting (phenol-formaldehyde, Polyurethanes) and thermosoftening (PVC, polythene); Fabrics -natural (cellulose and synthetic derivatives of cellulose like rayon and viscose); synthetic (acrylic, polyamide, polyester); Rubbers-natural and synthetic: Buna-N, Buna-S, Neoprene, silicon rubber; Vulcanization; Polymer additives; Introduction to Specialty Polymers: electroluminescent (Organic light emitting diodes), Conducting, biodegradable polymers and liquid crystals.

Unit 3: Natural Product Chemistry- An Introduction to Terpenoids, Alkaloids and Steroids (Hours: 12)

Terpenes: Introduction, occurrence, classification, uses, isoprene and special isoprene rule; structure elucidation, synthesis and industrial application of citral.

Alkaloids: Introduction, occurrence, classification, uses, general structural features, general methods for structure elucidation including Hoffmann's exhaustive methylation and Emde's method. Structure elucidation, synthesis and physiological action of Nicotine.

Steroids: Introduction, occurrence, structure, Diel's hydrocarbon, nomenclature of steroid hydrocarbons, structure and biological functions of the following steroids- Cholesterol, Sex Hormones (Estrogen, androgen and progesterone), Adrenocortical hormones (Cortisone and cortisol) and Ergosterol (antirachitic effect).

Unit 4: Pharmaceutical Compounds

(Hours:14)

Introduction, classification; Synthesis, uses, mode of action and side effects of the following drugs:

Antipyretics -Paracetamol; Analgesics- Ibuprofen; Antimalarials - Chloroquine; Antitubercular drugs - Isoniazid.

An elementary treatment of Antibiotics and detailed study of chloramphenicol including mode of action. Structure and medicinal uses of curcumin (haldi), azadirachtin (neem), vitamin C and antacid (ranitidine).

Practical component

Practical:

Credits: 01

(Laboratory periods:15 classes of 2 hours each)

(At least five experiments to be performed)

1. Synthesis of urea formaldehyde resin and test the solubility.
2. Preparation of Starch-PVA Film.
3. Preparation of Methyl orange.
4. Separation of a mixture of dyes by Thin Layer Chromatography (TLC).
5. Isolation and estimation of the content of aspirin in a commercial tablet.
6. Synthesis of 4-methyl-7-hydroxycoumarin by condensation of resorcinol with ethyl acetoacetate.
7. Synthesis of 3,5-dimethyl pyrazole by condensation of acetylacetone and hydrazine.
8. Synthesis of benzimidazole.
9. Synthesis of 2,3-diphenylquinoxaline.
10. Synthesis of paracetamol

Essential/recommended readings

Theory:

1. Finar, I.L. Fifth Edition **Organic Chemistry**, Volume 2, Pearson Education, 2008.
2. Saunders, K. J., (1988), **Organic Polymer Chemistry**, Second Edition Chapman & Hall, London.
3. Campbell, Ian M., (2000), **Introduction to Synthetic Polymers**, Second Edition, Oxford University Press, USA.
4. Bahadur, P. and Sastry, N.V. (2002) **Principles of Polymer Science** Narosa, New Delhi
5. Patrick, G. **An Introduction to Medicinal Chemistry** (2013), Fourth Edition, Oxford University Press.
6. Beale J.M. Block J., (2010) **Wilson and Gisvold's Textbook of Organic Medicinal and Pharmaceutical Chemistry**, Twelfth Edition, Lippincott Williams and Wilkins.
7. Alagarsamy, V. (2010), **Textbook of Medicinal Chemistry**, Volume II, Second Edition, Reed Elsevier India Private Limited.

Practical:

1. Sciam, A.J. **TLC of mixture of dyes**; *J. Chem. Educ.*, **1985**, 62(4), 361. <https://pubs.acs.org/doi/10.1021/ed062p361>.
2. McKone, H.T.; Nelson, G.J. **Separation, and identification of some FD &C dyes by TLC. An undergraduate laboratory experiment**, *J. Chem. Educ.*, **1976**, 53(11), 722. DOI: 10.1021/ed053p722.

Note: Examination scheme and mode shall be as prescribed by the Examination Branch, University of Delhi, from time to time.

DISCIPLINE SPECIFIC ELECTIVE COURSE- 9 (DSE-9): Applications of Computers in Chemistry

CREDIT DISTRIBUTION, ELIGIBILITY AND PRE-REQUISITES OF THE COURSE

Course title & Code	Credits	Credit distribution of the course			Eligibility criteria	Pre-requisite of the course (if any)
		Lecture	Tutorial	Practical/ Practice		
Applications of Computers in Chemistry (DSE 9)	04	03	-	01	Class 12 th with Physics, Chemistry	

Learning Objectives

The Objectives of this course are as follows:

- To familiarize the students with the fundamental building blocks and syntax of coding in Python with
- To apply python programming to solve simple Chemistry problems by thinking algorithmically and coding structurally

Learning outcomes

By studying this course, the students will be able to:

- Understand the importance of python programming in chemistry and its applications in the field of AI and ML
- Perform simple computations in python after learning the basic syntax, loop structure, string data manipulation etc.
- Solve chemistry problems such as finding pKa of a weak acid, solving Schrodinger's equation etc.
- Plot experimental data and perform regression analysis

SYLLABUS OF DSE-9

UNIT-1: Basic Computer system

(Hours: 3)

Hardware and Software; Input devices, Storage devices, Output devices, Central Processing Unit (Control Unit and Arithmetic Logic Unit); Number system (Binary, Octal and

Hexadecimal Operating System); Computer Codes (BCD and ASCII); Numeric/String constants and variables. Operating Systems (DOS, WINDOWS, and Linux); Software languages: Low level and High-Level languages (Machine language, Assembly language; QBASIC, C, C++, FORTRAN 90&95); Compiled versus interpreted languages. Debugging Software Products (Office, chemsketch, scilab, matlab, and hyperchem), internet application

UNIT-2: Introduction to Python

(Hours: 3)

Why Python? Python coding environment setup, Python as an interpreted language, Brief history of Python, Uses of Python (including artificial intelligence and machine learning), Applications of Python in Chemistry

UNIT-3: Coding in Python

(Hours: 18)

(i) Basic syntax including constants and variables, Operators, Data Types, Declaring and using Numeric data types: int, float, string etc. (ii) Program Flow Control Conditional blocks: if, else and else if, simple FOR loops, FOR loop using ranges, string, list and dictionaries. Use of while loops, Loop manipulation using pass, continue, break and else. (iii) Complex data types: String, List, Arrays, Tuples and Dictionary, String operations and manipulation methods, List operations including slicing, in-built Python Functions. (iv) Python packages - usage of numpy and scipy for mathematical computations.

UNIT-4: Plotting graphs

(Hours: 9)

Matplotlib for Plotting - Simple plots, formatting of plots, multiple plots, histograms, bar graphs, distributions, curve fitting – linear regression.

UNIT-5: Numerical Methods in Chemistry

(Hours: 12)

Solution of quadratic equation, polynomial equations (formula, iteration, Newton – Raphson methods and binary bisection) with examples of polynomial equations used in chemistry; Numerical differentiation – finite difference method (backward, central and forward), Numerical integration - Trapezoidal and Simpson's rule to calculate area under the curves for chemistry problems, e.g., entropy calculations, Simultaneous equations, Statistical analysis-mean, variance, standard deviation, error, Curve fitting – linear regression, Solving Schrödinger's equation using Python packages.

Practical component

Practicals: Python Programming for Chemists

Credits: 01

- 4. Writing simple programs using scipy and numpy**
 - a. syntax, data types
 - b. loop structure, conditional loops

- c. To learn string data manipulation
- d. Array and lists
- e. Sorting, matrix manipulations

5. Plotting graphs using matplotlib

- a. Planck's distribution law
- b. Maxwell-Boltzmann distribution curves as a function of temperature and mass
- c. Radial distribution curves for hydrogenic orbitals
- d. Gas law Isotherms – Ideal and Real
- e. Data from phase equilibria studies
- f. Wavefunctions and Probabilities as multiplots
- g. Kinetics data with linear fitting

6. Numerical Methods in Chemistry

- a. Solving equations involved in chemical equilibria such as pH of a weak acid at a given concentration, cubic equation obtained from solving van der Waals equation of real gases using Iteration, Newton-Raphson, and Binary Bisection Method
- b. Numerical Differentiation – finding equivalence point given pH metric and potentiometric titrations data by finding the first and the second derivative using the finite difference method
- c. Numerical Integration – Trapezoidal and Simpson's 1/3 rule to calculate enthalpy and entropy of an ideal gas
- d. Statistical Analysis – Calculating Mean, Variance, Standard Deviation
- e. Solving Schrodinger's Equation

Essential/recommended readings

Theory:

- 7. Dr. M. Kanagasabapathy(2023), **Python for Chemistry: An introduction to Python algorithms, Simulations, and Programing for Chemistry** (English Edition), BPB Publications
- 8. Robert Johansson (2021), **Numerical Python: Scientific Computing and Data Science Applications with Numpy, SciPy and Matplotlib**, 2nd Edition, Apress

Practical

- 1. Urban M., Murach J., **Murach's Python programming**, 2nd Indian reprint 2018, Shroff publishers and distributors
- 2. Gaddis T., **Starting out with python plus My programming Lab** with Pearson e-text-Access card package, 3rd ed.

Note: Examination scheme and mode shall be as prescribed by the Examination Branch, University of Delhi, from time to time.

DISCIPLINE SPECIFIC ELECTIVE COURSE - 10(DSE-10): Analytical Methods in Chemistry

CREDIT DISTRIBUTION, ELIGIBILITY AND PRE-REQUISITES OF THE COURSE

Course title & Code	Credits	Credit distribution of the course			Eligibility criteria	Pre-requisite of the course (if any)
		Lecture	Tutorial	Practical/ Practice		
Analytical Methods in Chemistry (DSE-10)	04	03	--	01	Class 12 th with Physics, Chemistry	-

Learning Objectives

The Objectives of this course are as follows:

- To familiarize the students with concept of sampling, Accuracy, Precision, Statistical test data-F, Q and t test.
- To familiarize the students with the laws of spectroscopy and selection rules governing the possible transitions in the different regions of the electromagnetic spectra.
- To familiarize the students with important separation methods like solvent extraction and chromatography

Learning Outcomes:

By studying this course, the students will be able to:

- Perform experiment with accuracy and precision.
- Develop methods of analysis for different samples independently.
- Test contaminated water samples.
- Use basic principle of instrument like Flame Photometer, UV-Visible spectrophotometer learnt for practical applications.
- Apply knowledge of geometrical isomers and keto-enol tautomers to analysis.
- Determine composition of soil.
- Estimate macronutrients using Flame photometry.

SYLLABUS OF DSE-10

Unit 1: Qualitative and Quantitative Aspects of Analysis: (Hours: 5)

Sampling, evaluation of analytical data, errors, accuracy and precision, methods of their expression.

Normal law of distribution of indeterminate errors, statistical test of data; F, Q and t test, rejection of data, and confidence intervals.

Unit 2: Optical Methods of Analysis (Hours: 25)

Origin of spectra, interaction of radiation with matter, fundamental laws of spectroscopy and selection rules

UV-Visible Spectrometry: Basic principles of instrumentation (choice of source, monochromator and detector) for single and double beam instrument; Transmittance. Absorbance and Beer-Lambert law

Basic principles of quantitative analysis: estimation of metal ions from aqueous solution, geometrical isomers, keto-enol tautomers.

Flame Atomic Absorption and Emission Spectrometry: Basic principles of instrumentation (choice of source, monochromator, detector, choice of flame and Burner designs). Techniques of atomization and sample introduction; Method of background correction, sources of chemical interferences and their method of removal, Techniques for the quantitative estimation of trace level of metal ions from water samples.

Unit 3: Thermal methods of analysis (Hours: 5)

Theory of thermogravimetry (TG) and basic principle of instrumentation of thermal analyser. Techniques for quantitative estimation of Ca and Mg from their mixture.

Unit 4: Separation techniques (Hours:10)

Solvent extraction: Classification, principle and efficiency of the technique.

Mechanism of extraction: extraction by solvation and chelation, Technique of extraction: batch, continuous and counter current extractions, Qualitative and quantitative aspects of solvent extraction: extraction of metal ions from aqueous solution, extraction of organic species from the aqueous and non-aqueous media.

Chromatography: Classification, principle and efficiency of the technique, Mechanism of separation: adsorption, partition & ion-exchange

Practicals

Credits 01

(Laboratory periods: 15 classes of 2 hours each)

1. Separation of constituents of leaf pigments by Thin Layer Chromatography
2. Solvent Extractions
 - (i) To separate a mixture of Ni^{2+} & Fe^{2+} by complexation with DMG and extracting the Ni^{2+} DMG complex in chloroform, and determine its concentration by spectrophotometry.
3. Analysis of soil:
 - (i) Total soluble salt
 - (ii) Estimation of exchangeable calcium and magnesium
 - (iii) Estimation of carbonate and bicarbonate
 - (iv) Qualitative detection of nitrate and phosphate
4. Separation of amino acids from organic acids by ion exchange chromatography.
5. Spectrophotometry
 - (i) Verification of Lambert-Beer's law and determination of concentration of a coloured species (CuSO_4 / KMnO_4 / CoCl_2 / CoSO_4)
 - (ii) Spectrophotometric analysis of caffeine and benzoic acid in a soft drink
 - (iii) Determination of concentration of coloured species via following methods;
 - (a) Graphical method, (b) Epsilon method, (c) Ratio method, (iv) Standard addition method
6. Flamephotometry
 - (i) Estimation of potassium, calcium and magnesium using flame photometry

Essential/recommended readings

Theory:

1. Willard, H.H.(1988),**Instrumental Methods of Analysis**, 7th Edition, Wardsworth Publishing Company.
2. Christian, G.D.(2004),**Analytical Chemistry**, 6th Edition, John Wiley & Sons, New York.
3. Harris, D. C.(2007),**Quantitative Chemical Analysis**,6th Edition, Freeman.
4. Khopkar, S.M. (2008), **Basic Concepts of Analytical Chemistry**, New Age International Publisher.
5. Skoog, D.A.; Holler F.J.; Nieman, T.A. (2005), **Principles of Instrumental Analysis**, Thomson Asia Pvt. Ltd.

Practicals:

1. Jeffery, G.H.; Bassett, J.; Mendham, J.; Denney, R.C.(1989),**Vogel's Textbook of Quantitative Chemical Analysis**,John Wiley and Sons.

Note: Examination scheme and mode shall be as prescribed by the Examination Branch, University of Delhi, from time to time.

DISCIPLINE SPECIFIC ELECTIVE COURSE - 11 (DSE-11): Basic Principles of Food Chemistry

CREDIT DISTRIBUTION, ELIGIBILITY AND PRE-REQUISITES OF THE COURSE

Course title & Code	Credits	Credit distribution of the course			Eligibility criteria	Pre-requisite of the course (if any)
		Lecture	Tutorial	Practical/ Practice		
Basic Principles of Food Chemistry (DSE-11)	04	03	--	01	Class 12 th with Physics, Chemistry	--

Learning Objectives

The objectives of this course are as follows:

- To make students understand the sources, importance, stability and transformations of food components during handling and processing.
- To make students aware about nature and importance of additives in food chemistry.

Learning outcomes

By studying this course, the students will be able to:

- Develop a strong understanding of basic fundamentals of food chemistry
- Discuss and demonstrate how alterations /transformations during processing and handling affect the quality and stability of food
- Develop an elementary idea on the nature and importance of additives in food chemistry.
- Apply the knowledge gained to real world problems

SYLLABUS OF DSE-11

Unit 1: Introduction

(Hours:3)

What is food chemistry; An overview of the following: alterations during handling or processing (texture, flavour, colour), chemical and biochemical reactions leading to alteration in food quality (browning, oxidation, hydrolysis, protein denaturation), cause and effect relationship pertaining to food handling; factors governing stability of food (chemical and environmental factors) and role of food chemists.

Unit 2: Water

(Hours:3)

Definition of water in food, structure of water and ice, types of water, sorption phenomenon, water activity and packaging, water activity and shelf-life.

Unit 3: Carbohydrates

(Hours:6)

Introduction, sources, functions, deficiencies, structure and importance of polysaccharides in food chemistry (Agar and Agarose, Pectin, Hemicellulose, Cyclodextrins, Gums, Alginate, Starches, modified starches), Non-enzymatic browning and its prevention, caramelisation, formation of acrylamide in food, role of carbohydrates as sweeteners and comparison with artificial sweeteners.

Unit 4: Proteins

(Hours:6)

Introduction, sources, classification, functions, deficiencies, physico-chemical & functional properties of proteins, nature of food proteins (plant and animal proteins).

Unit 5: Lipids

(Hours:6)

Introduction, sources, classification and physical properties, functions, deficiencies, effect of frying on fat, reaction of lipids: hydrogenation, interesterification, hydrolysis, auto-oxidation and its prevention; flavour reversion, fat replacers: fat mimetics and fat substitutes.

Unit 6: Vitamins and Minerals

(Hours:6)

Vitamins: Introduction, sources, classification: water soluble and water insoluble vitamins, essential vitamins, physiological function, deficiencies, causes of variation and loss in foods, vitamin like compounds, effect of food processing.

Minerals: Introduction, sources, classification: major minerals and trace elements, physiological function, deficiencies, factors affecting mineral content of food, fortification and enrichment of foods with minerals, effect of food processing.

Unit 7: Food Additives

(Hours:15)

Additives: Introduction, importance, classification, antioxidants, emulsifiers, stabilizers, gelling agents, gums, thickeners, sweeteners, acidulants, preservatives, humectants, food toxins

Colouring Agents and Pigments: Introduction, natural food colourants: anthocyanins, carotenoids, chlorophyll, caramel, betalains; examples of pigments in common food; Nature-identical colourants: β -Carotene, canthaxanthin and riboflavin; artificial colouring agents; artificial/synthetic colourants: Azo dyes (e.g. amaranth dye, tartrazine, citrous red, Allura red); quinoline (e.g. quinoline yellow); phthalein (e.g. erythrosine); triarylmethanes and indigoid (e.g. indigo carmine), FD&C Dyes and lakes; properties of certified dyes, colours exempt from certification.

Food Flavor: Sensation of taste and odour, chemical dimension of basic types of taste (Salty, Sweet, Bitter, Sour, Umami taste), other sensations like astringency, coolness, pungency/pungency); non-nutritive sweeteners (aspartame, saccharin, sucralose, cyclamate) and nutritive sweeteners, molecular mechanism of flavour perception, biogenesis of fruits and vegetable flavors, taste inhibition, modification and enhancement, common vegetable and spice flavors.

Practical component

Practical:

Credits: 01

(Laboratory periods:15 classes of 2 hours each)

(At least four experiments to be performed)

1. Determination of moisture in food products by hot air oven-drying method.
2. Paper chromatography of synthetic food dyes.
3. Quantitative determination of food dyes in powdered drink mixes by spectrophotometric method.
4. Colorimetric determination of Iron in vitamin / dietary tablets.
5. Determination of rancidity of edible oils by Kriess Test.
6. Estimation of Vitamin C in a given solution/ lemon Juice/chillies by 2, 6-dichlorophenol by Indophenol Method.
7. Isolation of casein from milk.
8. Qualitative estimation of cholesterol by Liebermann-Burchard method.
9. Detecting the presence of Vanaspati and rancidity in the given Ghee sample through qualitative tests.

Essential/recommended readings

Theory:

1. DeMan, J.M., Finley, J.W., Hurst, W.J., Lee, C.Y. (2018), **Principles of Food Chemistry**, Fourth Edition, Springer.
2. Msagati, T.A.M. (2013), **Chemistry of Food Additives and Preservatives**, Wiley-Blackwell.
3. Fennema, O.R. (2017), **Food Chemistry**, Fifth Edition, CRC Press.
4. Attokaran, M. (2017), **Natural Food Flavors and Colorants**, Second Edition, Wiley-Blackwell.
5. Potter, N.N., Hotchkiss, J.H, (1995) **Food Science**, Fifth Edition, Chapman & Hall.
6. Brannen, D., Davidsin, P.M., Salminen, T. Thorngate III, J.H. (2002), **Food Additives**, Second Edition, CRC Press.
7. Coultate, T. (2016), **Food: The Chemistry of its Components**, Sixth Edition, Royal Society of Chemistry.
8. Belitz, H. D.; Grosch, W. (2009), **Food Chemistry**, Springer.
9. [Course: Food Chemistry \(iasri.res.in\)](http://iasri.res.in)

Practical:

1. Ranganna, S. (2017). **Handbook of analysis and quality control for fruits and vegetable products**, Second Edition, McGraw Hill Education
2. Sawhney, S.K., Singh, R. (2001), **Introductory Practical Biochemistry**, Narosa Publishing House

Note: Examination scheme and mode shall be as prescribed by the Examination Branch, University of Delhi, from time to time.

DISCIPLINE SPECIFIC ELECTIVE COURSE -12 (DSE-12): Computational Methods & Molecular Modelling

CREDIT DISTRIBUTION, ELIGIBILITY AND PRE-REQUISITES OF THE COURSE

Course title & Code	Credits	Credit distribution of the course			Eligibility criteria	Pre-requisite of the course (if any)
		Lecture	Tutorial	Practical/ Practice		
Computational Methods & Molecular Modelling (DSE-12)	04	03	--	01	Class 12 th with Physics, Chemistry and Mathematics	--

Learning Objectives

The Objectives of this course are as follows:

- To make students learn the theoretical background of computational techniques in molecular modelling.
- To give the different flavours of computational chemistry by the end of this course.
- To provide hands-on experience in molecular modelling on various software

Learning outcomes

By studying this course, the students will be able to:

- Explain the theoretical background of computational techniques and selective application to various molecular systems.
- Compare computational and experimental results and explain deviations.
- Perform Optimization of geometry parameters of a molecule (such as shape, bond length and bond angle) through the use of software like Chem Sketch and Argus Lab in interesting hands-on exercises.
- Perform analysis of molecular properties using various software.

SYLLABUS OF DSE-12

UNIT-1 : Introduction

(Hours: 6)

Introduction to computational chemistry: Overview of Classical and Quantum Mechanical Methods (Ab initio, DFT, Semi-empirical, Molecular Mechanics, Molecular Dynamics, and Monte Carlo)

UNIT – 2: Potential Energy Surfaces

(Hours: 6)

Intrinsic Reaction Coordinates, Stationary points, Equilibrium points – Local and Global minima, Geometry optimization and energy minimization, the concept of transition state with examples, Hessian matrix

UNIT – 3 : Molecular Mechanics & Molecular Dynamics

(Hours: 9)

Molecular Mechanics

Force Fields (A brief explanation of all the terms of a basic force field), the basic idea of MM1, MM2, MM3, MM4, MM+, AMBER, BIO+, OPLS.

Molecular Dynamics

The concept of the periodic box, ensembles (microcanonical, canonical, isothermal – isobaric), steps in a typical MD simulation.

UNIT-4: Huckel Molecular Orbital Theory

(Hours: 6)

Huckel MO with examples: ethene and propenyl systems, Properties calculated – energy, charges, bond order, electronic energies, resonance energies.

UNIT- 5: Computational Methods

(Hours: 18)

Ab-initio methods

Antisymmetry principle, Slater determinants, SCF method, Hartree-Fock method.

Basis sets, Basis functions, STOs and GTOs, diffuse and polarization functions. Minimal basis sets, Basis set superposition error (BSSE) - Effective core potentials (ECP)

Advantages of ab initio calculations.

Density Functional Theory

A brief description of Density Functional Theory (DFT). Calculation of Electronic Properties in ground and Excited states

Semi-empirical methods

Basic idea about Zero differential overlap (ZDO) approximation

Some important concepts

Concepts of atomic charges, electrostatic potential maps, computation of thermodynamic properties and spectroscopic observables

Practical component

Practical:

Credits: 01

(Laboratory periods:15 classes of 2 hours each)

- 1) Write the Z-Matrix of a given set of molecules.
- 2) Carry out geometry optimisation on H₂O, H₂S, H₂Se molecules compare the optimized bond angles and dipole moments from the results obtained. Obtain the ESP-mapped density surfaces and interpret the results obtained with reference to bonding in these molecules.

Suggestive: A comparative analysis of results of the above exercise may be carried out using different quantum mechanical methods.

- 3) Calculate the energy of the following chemical species and arrange them in order of increasing stability.

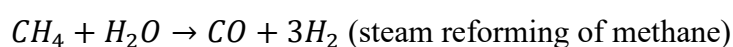
1-hexene, 2-methyl-2-pentene, (E)-3-methyl-2-pentene, (Z)-3-methyl-2-pentene, and 2,3- dimethyl-2-butene in order of increasing stability.

- 4) Carry out geometry optimisation on the following chemical species and compare the shapes and dipole moments of the molecules.

1-pentanol, 2-pentanol, 3-pentanol, 2-methylbutan-1-ol, 3-methylbutan-1-ol, 2-methylbutan-2-ol, 2-methylbutan-3-ol and 2,2-dimethylpropanol.

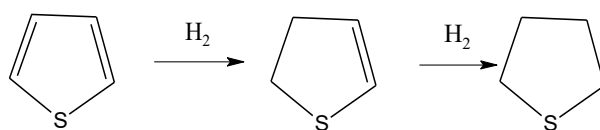
Correlate the computationally obtained values of the dipole moments with the experimental values of the boiling points: (118 °C, 100 °C, 108 °C, 82 °C, of 1-butanol, 2-butanol, 2-methyl-1-propanol, and 2-methyl-2- propanol respectively).

- 5) Based on the implicit electronic structure calculations, determine the heat of hydrogenation of Propylene.
- 6) Based on the calculations of enthalpies of the participating chemical species on optimized geometry of the molecules, calculate the reaction enthalpy at 298 K for the following, industrially important reactions:



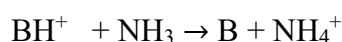
≡≡ (Haber-Bosch process)

- 7) Carry out geometry optimisation and determine the energy of the participating chemical species in the following reactions Using these results calculate the resonance energy of thiophene.



- 8) Carry out geometry optimisation & Energy calculations on the following species and obtain Frontier Molecular Orbitals. Visualize the Molecular Orbitals of these species and interpret the results for bonding in these molecules.
Benzene, Naphthalene, and Anthracene.

- 9) Compare the gas phase basicities of the methylamines by comparing the enthalpies of the following reactions:



Where B = CH₃NH₂, (CH₃)₂NH, (CH₃)₃N

- 10) On the basis of results of geometry optimization and energy calculations, determine the enthalpy of isomerization of cis and trans 2-butene.
- 11) Perform a conformational analysis of butane. Plot the graph between the angle of rotation and the energy of the conformers using spreadsheet software.
- 12) Compute the resonance energy of benzene by comparison of its enthalpy of hydrogenation with that of cyclohexene.
- 13) Calculate the electronic UV/Visible absorption spectrum of Benzene.
- 14) Calculate the electronic absorption spectra of formaldehyde.
- 15) Plot the electrostatic potential mapped on electron density for benzene and use it to predict the type of stacking in the crystal structure of benzene dimer.
- 16) On a given set of molecules methylamine (CH₃NH₂) carry out geometry optimization, single point energy and NBO calculations and interpret the output results treated at the ab initio RHF/3-21G level.
- 17) Study the mechanism of S_N2 reaction between Cl⁻ and CH₃Br involving a Walden inversion computationally.

18) Perform a geometry optimization followed by a frequency assessment (opt+freq keyword) using the B3LYP method and 6-31-G(d) basis set on a given set of small molecules i.e. BH₃, CH₄.

Suggestive: A greater number of molecules may be studied as per instructions received from the concerned teacher.

19) Based on the fundamentals of conceptual DFT calculate the ionization potential (IP), electron affinity (EA), electronegativity and electron chemical potential of a given set of molecules.

20) Perform molecular docking of Sulfonamide-type D-Glucose inhibitor into MurrD active site using Argus Lab.

21) Perform molecular dynamics (MD) simulation of a given alkali metal ion in aqueous function (RDF)

Essential/recommended readings

Theory:

1. Lewars, E. (2003), **Computational Chemistry**, Kluwer academic Publisher.
2. Cramer, C.J. (2004), **Essentials of Computational Chemistry**, John Wiley & Sons.
3. Hinchcliffe, A. (1996), **Modelling Molecular Structures**, John Wiley & Sons.
4. Leach, A.R. (2001), **Molecular Modelling**, Prentice-Hall.
5. House, J.E. (2004), **Fundamentals of Quantum Chemistry**, 2nd Edition, Elsevier.
6. McQuarrie, D.A. (2016), **Quantum Chemistry**, Viva Books.
7. Levine, I. N.; **Physical Chemistry**, 5th Edition, McGraw –Hill.

Practical:

1. https://www.afs.enea.it/software/orca/orca_manual_4_2_1.pdf
2. <https://dasher.wustl.edu/chem430/software/avogadro/learning-avogadro.pdf>
3. <http://www.arguslab.com/arguslab.com/ArgusLab.html>
4. <https://barrett-group.mcgill.ca/tutorials/Gaussian%20tutorial.pdf>
5. <https://gaussian.com/techsupport/>
6. <https://gaussian.com/man/>
7. <https://gaussian.com/wp-content/uploads/dl/gv6.pdf>
8. <https://dasher.wustl.edu/chem478/software/spartan-manual.pdf>
9. <http://www.mdtutorials.com/gmx/>
10. <https://vina.scripps.edu/manual/>

Important Instruction Note on working approach:

- A student is required to perform/investigate a minimum of 10 exercises from the given set of exercises.
- The students may use open source softwares; ArgusLab, Avogadro and ORCA. In case a licenced version softwares is available, if procured by the college, other licenced softwares may also be used.

Note: Examination scheme and mode shall be as prescribed by the Examination Branch, University of Delhi, from time to time.

**DISCIPLINE SPECIFIC ELECTIVE COURSE – 13 (DSE-13): Research Methodology
for Chemists**

CREDIT DISTRIBUTION, ELIGIBILITY AND PRE-REQUISITES OF THE COURSE

Course title & Code	Credits	Credit distribution of the course			Eligibility criteria	Pre-requisite of the course (if any)
		Lecture	Tutorial	Practical/ Practice		
Research Methodology for Chemists (DSE-13)	04	03	--	01	Class 12 th with Physics, Chemistry	

Learning objectives

The objectives of this course are as follows:

- To make the students aware of fundamental but mandatory ethical practices in chemistry.
- To introduce the concept of data analysis.
- To learn to perform literature survey in different modes.
- To make the students aware of safety handling and safe storage of chemicals.
- To make students aware about plagiarism and how to avoid it.
- To teach the use of different e-resources.

Learning outcomes

By studying this course, students will be able to:

- Follow ethical practices in chemistry
- Do Data analysis
- Literature survey in different modes
- Use e-resources.
- Avoid plagiarism, understand the consequences and how to avoid

SYLLABUS OF DSE-13

UNIT – 1: Scope of Research

(Hours: 3)

Introduction, overview of research process: define research problem, review literature, formulate hypothesis, design research/experiment, collect and analyse data, interpret and report, scope and importance.

UNIT – 2: Literature Survey, Databases and Research metrics

(Hours: 15)

Print: Sources of information: Primary, secondary, tertiary sources; Journals: Journal abbreviations, Digital: Databases and their responsible use: Google Scholar, Web of science, Scopus, UGC INFONET, SciFinder, PubMed, ResearchGate, E-consortium, e-books; Search techniques: Phrase, Field, Boolean, Proximity, Concept, Limiting/Refining Search Results. Research metrics: Impact factor of Journal, h-index, i10 index, Altmetrics, Citation index. Author identifiers/or profiles: ORCID, Publons, Google Scholar, ResearchGate, VIDWAN

UNIT – 3: Communication in Science

(Hours: 12)

Types of technical documents: Full length research paper, book chapters, reviews, short communication, project proposal, Letters to editor, and thesis.

Thesis writing – different steps and software tools (Word processing, LaTeX, Chemdraw, Chems sketch etc) in the design and preparation of thesis, layout, structure (chapter plan) and language of typical reports, Illustrations and tables, bibliography, referencing: Styles (APA, Oxford etc), annotated bibliography, Citation management tools: Mendeley, Zotero and Endnote; footnotes. Oral presentation/posters – planning, software tools, creating and making effective presentation, use of visual aids, importance of effective communication, electronic manuscript submission, effective oral scientific communication and presentation skills.

UNIT – 4: Research and Publication ethics

(Hours: 9)

Scientific Conduct: Ethics with respect to science and research, Scientific Misconducts: falsification, fabrication and plagiarism, similarity index, software tools for finding plagiarism (Turnitin, Urkund etc), redundant duplications

Publication Ethics: Introduction, COPE (Committee on Publication Ethics) guidelines; conflicts of interest, publication misconduct: problems that lead to unethical behaviour and vice versa, types, violation of publication ethics, authorship and contributorship, predatory publishers and journals

IPR - Intellectual property rights and patent law, commercialization, copy right, royalty, trade related aspects of intellectual property rights (TRIPS)

UNIT – 5: Statistical analysis for chemists

(Hours: 6)

Types of data, data collection-Methods and tools, data processing, hypothesis testing, Normal and Binomial distribution, tests of significance: t-test, F-test, chi-square test, ANOVA, multiple range test, regression and correlation.

Features of data analysis with computers and softwares -Microsoft Excel, Origin, SPSS

Practical component

Credits: 01

(Laboratory periods:15 classes of 2 hours each)

1. Collection of journal articles on a particular topic using Google Scholar and creating a database.
2. Collection of journal articles on a particular topic using Science Direct and creating a database.
3. Collection of journal articles on a particular topic using Scopus and creating a database.
4. Drawing chemical structure, reactions and mechanisms using Chems sketch or ISIS draw or any other software.
5. Collection of chemical structure using ChemSpider and creating a database.
6. Curve fitting using freely available softwares/apps (any one)
7. Making of power point presentation
8. Experimental learning of safe storage hazardous chemicals
9. Experimental learning of handling of hazardous chemicals
10. Technical writing on topics assigned.
11. Demonstration for checking of plagiarism using recommended software

Essential/recommended readings:

1. Dean, J. R., Jones, A. M., Holmes, D., Reed, R., Weyers, J. & Jones, A. (2011) Practical skills in chemistry. 2nd Ed. Prentice-Hall, Harlow.
2. Hibbert, D. B. & Gooding, J. J. (2006) Data analysis for chemistry. Oxford University Press.
3. Topping, J. (1984) Errors of observation and their treatment. Fourth Ed., Chapman Hall, London.
4. Harris, D. C. Quantitative chemical analysis. 6th Ed., Freeman (2007) Chapters 3-5.
5. Levie, R. de, how to use Excel in analytical chemistry and in general scientific data analysis. Cambridge Univ. Press (2001) 487 pages.
6. Chemical safety matters – IUPAC – IPCS, Cambridge University Press, 1992.
OSU safety manual 1.01

Note:

- Examination scheme and mode shall be as prescribed by the Examination Branch, University of Delhi, from time to time.
- The students are required to opt one paper each from DSEs 1-3 in Semester 3, DSEs 4-6 in Semester 4, DSEs 7-9 in Semester 5 and DSEs 10-13 in Semester 6.
- Research Methodology (DSE 13) shall be offered as one of the DSE courses in semester VI or VII. If a student wishes to pursue four years Honours Degree with Research, he/she shall compulsorily opt for a Research Methodology course in either Semester VI or VII.

BSC. (PHYSICAL SCIENCES)- CHEMISTRY COMPONENT
SEMESTER - IV

DISCIPLINE SPECIFIC CORE COURSE CHEM-DSC -10: Chemistry- IV: Chemistry of Carboxylic Acids & their Derivatives, Amines and Heterocycles

CREDIT DISTRIBUTION, ELIGIBILITY AND PRE-REQUISITES OF THE COURSE

Course title & Code	Credits	Credit distribution of the course			Eligibility criteria	Pre-requisite of the course (if any)
		Lecture	Tutorial	Practical/ Practice		
Chemistry of Carboxylic Acids & their Derivatives, Amines and Heterocycles DSC-10: Chemistry- IV	04	02	-	02	Class 12th with Physics, Chemistry, Mathematics	

Learning Objectives

The Learning Objectives of this course are as follows:

- To make students learn about the chemistry of carboxylic acids and their derivatives (aliphatic and aromatic)
- To give basic understanding of amines (aliphatic & aromatic), diazonium salts
- To provide basic understanding of heterocyclic systems.

Learning outcomes

By studying this course, students will be able to:

- Understand reactions of carboxylic acids, esters, amides, amines and diazonium salts
- Understand the concept of protection and deprotection.
- Use the synthetic chemistry learnt in this course to do functional group transformations.
- Gain theoretical understanding of chemistry of heterocyclic compounds.

Syllabus

Unit 1: Carboxylic Acids and their Derivatives (aliphatic and aromatic) (13 Lectures)

Preparation: Oxidation reactions of alcohols, aldehydes and ketones, Acidic and alkaline

hydrolysis of esters; Reactions: Hell-Volhard Zelinsky reaction,

Carboxylic acid derivatives (aliphatic): Preparation: Acid chlorides, anhydrides, esters and amides from acids and their interconversion, Claisen condensation. Reactions: Relative reactivities of acid derivatives towards nucleophiles, Reformatsky reaction, Perkin condensation.

Active methylene compounds: Keto-enol tautomerism. Preparation and synthetic applications of ethyl acetoacetate

Unit 2: Amines (aliphatic & aromatic) and Diazonium Salts (Hours:10)

Amines

Preparation: from alkyl halides, Gabriel's Phthalimide synthesis, Hoffmann bromamide reaction. Reactions: Hoffmann vs Saytzeff elimination, carbylamine test, Hinsberg test, reaction with HNO_2 , Schotten-Baumann reaction. Electrophilic substitution (case aniline): nitration, bromination, sulphonation; basicity of amines.

Diazonium salt

Preparation: from aromatic amines; Reactions: conversion to benzene, phenol and dyes.

Unit 3: Heterocyclic Compounds (Hours: 7)

Introduction, classification, structure, nomenclature and uses. Preparation and properties of the following heterocyclic compounds with reference to electrophilic and nucleophilic substitution: furan, pyrrole, thiophene, and pyridine.

Practical Component: Credits: 02 (Laboratory periods: 60)

1. Systematic qualitative analysis and preparation of suitable crystalline derivative (carboxylic acids, carbonyl, alcohols, phenols, amines (1° , 2° , 3°) and amides).
2. Preparation:
 - a. Acetylation of Aniline and Phenols.
 - b. Benzoylation of Aniline and phenols

The above derivatives should be prepared using 0.5-1g of the organic compound. The solid samples must be collected and may be used for recrystallization and melting point.

References:

Theory:

1. Morrison, R. N.; Boyd, R. N. **Organic Chemistry**, Dorling Kindersley (India) Pvt. Ltd. (Pearson Education).
2. Finar, I. L. **Organic Chemistry** (Volume 1), Dorling Kindersley (India) Pvt. Ltd. (Pearson Education).

Education).

3. Ahluwalia, V.K.; Bhagat, P.; Aggarwal, R.; Chandra, R. (2005), **Intermediate for Organic Synthesis**, I.K. International.
4. Solomons, T. W. G.; Fryhle, C. B. ; Snyder, S. A. (2016), **Organic Chemistry**, 12th Ed., Wiley.

Practical:

1. Ahluwalia, V.K.; Dhingra, S.; Gulati, A. (2005), **College Practical Chemistry**, University Press (India) Ltd.
2. Ahluwalia, V.K.; Dhingra, S. (2004), **Comprehensive Practical Organic Chemistry: Qualitative Analysis**, University Press.
3. Pasricha, S., Chaudhary, A. (2021), **Practical Organic Chemistry: Volume I**, I K International Publishing House Pvt. Ltd., New Delhi.
4. Pasricha, S., Chaudhary, A. (2021), **Practical Organic Chemistry: Volume II**, I K International Publishing House Pvt. Ltd., New Delhi.
5. Vogel, A.I. (1972), **Textbook of Practical Organic Chemistry**, Prentice-Hall.
6. Jeffery, G.H.; Bassett, J.; Mendham, J.; Denney, R.C. (1989), **Vogel's Textbook of Quantitative Chemical Analysis**, John Wiley and Sons.

Note: Examination scheme and mode shall be as prescribed by the Examination Branch, University of Delhi, from time to time.

**BSC. (PHYSICAL SCIENCES)- CHEMISTRY COMPONENT
SEMESTER - V**

**DISCIPLINE SPECIFIC CORE COURSE CHEM-DSC -13: Chemistry- V: Coordination
Chemistry and Organometallics**

CREDIT DISTRIBUTION, ELIGIBILITY AND PRE-REQUISITES OF THE COURSE

Course title & Code	Credits	Credit distribution of the course			Eligibility criteria	Pre-requisite of the course (if any)
		Lecture	Tutorial	Practical/ Practice		
Coordination Chemistry and Organometallics DSC-13: Chemistry- V	04	02	-	02	Class 12th with Physics, Chemistry, Mathematics	

Learning Objectives

The Learning Objectives of this course are as follows:

- To develop basic understanding of coordination chemistry and organometallics which are of immense importance to biological systems, qualitative quantitative analysis, catalysis, medicines, paints and pigments etc.
- The students learn nomenclature, isomerism and bonding in coordination compounds with special emphasis on important coordination compounds in the biological system.
- To understand classification of organometallic compounds, the concept of hapticity and the 18-electron rule governing the stability of a wide variety of organometallic species with special emphasis on metal carbonyls.

Learning outcomes

By studying this course, students will be able to:

- Understand terms: ligand, denticity of ligands, chelate, coordination number.
- Systematically name coordination compounds.
- Discuss the various types of isomerism possible in Octahedral and Tetrahedral coordination compounds.
- Use Valence Bond Theory to predict the structure and magnetic behaviour of metal complexes and understand the terms inner and outer orbital complexes.
- Explain the meaning of the terms Δ_o , Δ_t , pairing energy, CFSE, high spin and low spin and how CFSE affects thermodynamic properties like lattice enthalpy and hydration enthalpy.

- Explain magnetic properties and colour of complexes on basis of Crystal Field Theory
- Apply 18-electron rule to rationalize the stability of metal carbonyls and related species.
- Learn how IR data can be used to understand extent of back bonding in metal carbonyls.

Syllabus

Unit 1: Introduction to Coordination compounds

(Hours: 6)

Brief discussion with examples of types of ligands, denticity and concept of chelate. IUPAC system of nomenclature of coordination compounds (mononuclear and binuclear) involving simple monodentate and bidentate ligands. Structural and stereoisomerism in complexes with coordination numbers 4 and 6.

Unit 2: Bonding in Coordination Compounds

(Hours: 14)

Valence Bond Theory (VBT): Salient features of theory, concept of inner and outer orbital complexes, Drawbacks of VBT.

Crystal Field Theory: Splitting of d orbitals in octahedral symmetry. Crystal field effects for weak and strong fields, Crystal field stabilization energy (CFSE), concept of pairing energy, Factors affecting the magnitude of Δ , Spectrochemical series, Splitting of d orbitals in tetrahedral symmetry, Comparison of CFSE for octahedral and tetrahedral fields, tetragonal distortion of octahedral geometry, Jahn-Teller distortion

Unit 3: Organometallic Chemistry

(Hours: 10)

Definition and classification with appropriate examples based on nature of metal-carbon bond (ionic, sigma, pi and multicentre bonds), Structure and bonding of methyl lithium and Zeise's salt, Structure and bonding of ferrocene, mononuclear and polynuclear carbonyls of 3d metals, 18-electron rule as applied to carbonyls, π -acceptor behaviour of carbon monoxide (MO diagram of CO to be discussed), synergic effect and use of IR data to explain extent of back bonding.

Practical Component

Credits:02

(Laboratory periods:60)

1. Estimation of Mg^{2+} by direct complexometric titrations using EDTA.
2. Estimation of Zn^{2+} by direct complexometric titrations using EDTA.
3. Estimation of Ca^{2+} by direct complexometric titrations using EDTA.
4. Estimation of total hardness of a given sample of water by complexometric titration.
5. Determination of the composition of the Fe^{3+} - salicylic acid complex / Fe^{2+} -1, 10-phenanthroline complex in solution by Job's method.

6. Determination of the composition of the Fe^{3+} - salicylic acid complex / Fe^{2+} -1,10-phenanthroline complex in solution by mole ratio method
7. Preparation of the following inorganic compounds:
 - a). Tetraamminecopper(II) sulphate
 - b). Potassium trioxalatoferrate(III) trihydrate
 - c). Chrome alum
 - d). *Cis*- and *trans*-Potassium diaquadioxalatochromate(III)
8. Any suitable experiment (other than the listed ones) based upon complexation reactions.

References:

Theory:

1. Huheey, J.E.; Keiter, E.A., Keiter; R. L.; Medhi, O.K. (2009), **Inorganic Chemistry- Principles of Structure and Reactivity**, Pearson Education.
2. Shriver, D.D.; Atkins, P.; Langford, C.H. (1994), **Inorganic Chemistry** 2nd Ed., Oxford University Press.
3. Atkins, P.W.; Overton, T.L.; Rourke, J.P.; Weller, M.T.; Armstrong, F.A. (2010), **Inorganic Chemistry**, 5th Edition, W. H. Freeman and Company.
4. Cotton, F.A.; Wilkinson, G.; Gaus, P.L. **Basic Inorganic Chemistry**, 3rd Edition, Wiley India.
5. Douglas, B.E.; McDaniel, D.H.; Alexander, J.J. (1994), **Concepts and Models of Inorganic Chemistry**, John Wiley & Sons.
6. Greenwood, N.N.; Earnshaw, A. (1997), **Chemistry of the Elements**, 2nd Edition, Elsevier.
7. Lee, J.D.; (2010), **Concise Inorganic Chemistry**, Wiley India.
8. Sodhi G.S., **Principles of Inorganic Chemistry**, 3rd Edition, Viva Books India.

Practicals:

1. Jeffery, G.H.; Bassett, J.; Mendham, J.; Denney, R.C. (1989), **Vogel's Textbook of Quantitative Chemical Analysis**, John Wiley and Sons.
2. Marr, G.; Rockett, B.W. (1972), **Practical Inorganic Chemistry**, Van Nostrand Reinhold.
3. Dua A, Manav N, **Practical Inorganic Chemistry**, (2017), Manakin Press.

Note: Examination scheme and mode shall be as prescribed by the Examination Branch, University of Delhi, from time to time.

**BSC. (PHYSICAL SCIENCES)- CHEMISTRY COMPONENT
SEMESTER -VI**

DISCIPLINE SPECIFIC CORE COURSE -16: Chemistry -VI Quantum Chemistry and Spectroscopy

CREDIT DISTRIBUTION, ELIGIBILITY AND PRE-REQUISITES OF THE COURSE

Course title & Code	Credits	Credit distribution of the course			Eligibility criteria	Pre-requisite of the course (if any)
		Lecture	Tutorial	Practical/ Practice		
Quantum Chemistry and Spectroscopy DSC-16: Chemistry- VI	04	02	--	02	Class 12th with Physics, Chemistry, Mathematics	NA

Learning Objectives

The Learning Objectives of this course are as follows:

- To introduce the concepts and methodology of quantum mechanics
- Application of Quantum chemistry to spectroscopy
- To establish the relation between structure determination and spectra.

Learning outcomes

By studying this course, students will be able to:

- Understand basic principles of quantum mechanics: operators, eigen values, averages, probability distributions.
- Understand and use basic concepts of microwave, IR and UV-VIS spectroscopy for interpretation of spectra.

Syllabus

Unit 1: Quantum Chemistry

(Hours: 16)

Postulates of quantum mechanics, quantum mechanical operators.

Schrodinger equation and its application to free particle and particle in a 1-D box (complete solution), quantization, normalization of wave functions, concept of zero-point energy.

Qualitative treatment of H and H like atoms. Setting up of Schrodinger equation for many electron atoms.

Rotational Motion: Schrödinger equation of a rigid rotator and brief discussion of its results (solution not required). Quantization of rotational energy levels.

Vibrational Motion: Schrödinger equation of a linear harmonic oscillator and brief discussion of its results (solution not required). Quantization of vibrational energy levels.

Unit 2: Spectroscopy

(Hours: 14)

Electromagnetic radiation and its interaction with matter. Lambert-Beer's law, Jablonski's diagram. Florescence and Phosphorescence.

Difference between atomic and molecular spectra. Born- Oppenheimer approximation: Separation of molecular energies into translational, rotational, vibrational and electronic components.

Microwave Spectroscopy: Microwave (pure rotational) spectra of diatomic molecules. Selection rules.

Structural information derived from rotational spectroscopy.

IR Spectroscopy: Selection rules, IR spectra of diatomic molecules. Structural information derived from vibrational spectra. Effect of hydrogen bonding (inter- and intramolecular) and substitution on vibrational frequencies.

Electronic Spectroscopy: Electronic excited states. Free electron model and its application to electronicspectra of polyenes. chromophores, auxochromes, bathochromic and hypsochromic shifts.

Practical component

Credits:02

(Laboratory periods: 60)

UV/Visible spectroscopy

1. Study the 200-500 nm absorbance spectra of KMnO_4 and $\text{K}_2\text{Cr}_2\text{O}_7$ (in 0.1 M H_2SO_4) and determine the λ_{max} values. Calculate the energies of the two transitions in different units (J molecule^{-1} , kJ mol^{-1} , cm^{-1} , eV).
2. Study the pH-dependence of the UV-Vis spectrum (200-500 nm) of $\text{K}_2\text{Cr}_2\text{O}_7$
3. Record the 200-350 nm UV spectra of the given compounds (acetone, acetaldehyde, 2-propanol, acetic acid) in water. Comment on the effect of structure on the UV spectra of

organic compounds.

Colorimetry

4. Verify Lambert-Beer's law and determine the concentration of CuSO_4 / KMnO_4 / $\text{K}_2\text{Cr}_2\text{O}_7$ / CoCl_2 in a solution of unknown concentration
5. Determine the concentrations of KMnO_4 and $\text{K}_2\text{Cr}_2\text{O}_7$ in a mixture.
6. Study the kinetics of iodination of propanone in acidic medium.
7. Determine the amount of iron present in a sample using 1, 10-phenanthroline.
8. Determine the dissociation constant of an indicator (phenolphthalein).
9. Study the kinetics of interaction of crystal violet/ phenolphthalein with sodium hydroxide.

References:

Theory:

1. Banwell, C.N.; McCash, E.M.(2006), **Fundamentals of Molecular Spectroscopy**, Tata McGraw- Hill.
2. Kapoor, K.L.(2015), **A Textbook of Physical Chemistry**, McGraw Hill Education, ,Vol 4, 5th Edition, McGraw Hill Education.
3. McQuarrie, D.A.(2016), **Quantum Chemistry**, Viva Books.
4. Chandra, A. K.(2001), **Introductory Quantum Chemistry**, Tata McGraw-Hill.
5. Dua A and Tyagi P, **Molecular Spectroscopy: Quantum to Spectrum**, (2022) Atlantic Publishers & Distributors Pvt Ltd.
6. Dua A, Singh C, **Quantum Chemistry: Classical to Computational** (2015) ManakinPress.

Practical:

1. Khosla, B.D.; Garg, V.C.; Gulati, A. (2015), **Senior Practical Physical Chemistry**, R. Chand & Co, New Delhi.
2. Kapoor, K.L. (2019), **A Textbook of Physical Chemistry**, Vol.7, 1st Edition, McGraw Hill Education.
3. Garland, C. W.; Nibler, J. W.; Shoemaker, D. P.(2003), **Experiments in Physical Chemistry**, 8th Edition, McGraw-Hill, New York.

Additional Resources:

1. Castellan, G. W .(2004), **Physical Chemistry**, Narosa.
2. Petrucci, R. H.(1989), **General Chemistry: Principles and Applications**, Macmillan Publishing

Note: Examination scheme and mode shall be as prescribed by the Examination Branch, University of Delhi, from time to time.

POOL OF DISCIPLINE SPECIFIC ELECTIVES FOR SEMESTER -III/IV/V/VI

SEMESTER III

DISCIPLINE SPECIFIC ELECTIVE COURSE CHEM-DSE -1: Main Group Chemistry

CREDIT DISTRIBUTION, ELIGIBILITY AND PRE-REQUISITES OF THE COURSE

Course title & Code	Credits	Credit distribution of the course			Eligibility criteria	Pre-requisite of the course (if any)
		Lecture	Tutorial	Practical / Practice		
Chem-DSE 1: Main Group Chemistry	04	02	-	02	Class XII with Science	

Learning Objectives

The Learning Objectives of this course are as follows:

- To provide basic understanding of the fundamental principles of metallurgy through study of the different methods of extraction and refining of metals.
- To illustrate the diversity and fascinating aspects of inorganic chemistry through the study of structure, properties and utilities of s- and p-block elements and their compounds.

Learning outcomes

By studying this course, students will be able to:

- Understand the basis of occurrence of metals in nature and the methods that can be applied on minerals to extract the metals from them.
- Explain the importance of free energy of formation of oxides with the choice of reducing agents for extracting the metals.
- Understand and explain the importance of refining of metals and the choice of a refining procedure.
- Explain the group trends observed for different properties of s and p block elements.
- Explain the structures and the bonding of compounds of s- and p- block elements
- Explain the unique properties of alkali metals and some other main group elements
- Understand and explain the polymerization mechanism of inorganic ions to generate inorganic polymers and the difference between organic and inorganic polymers.

Syllabus

Unit 1: General Principles of Metallurgy

(Hours: 6)

Chief modes of occurrence of metals based on standard electrode potentials. Ellingham diagrams for reduction of metal oxides using carbon and carbon monoxide as reducing agent. Electrolytic Reduction, Hydrometallurgy with reference to cyanide process for silver and gold. Methods of purification of metals: Electrolytic process, Van Arkel-De Boer process, Zone refining.

Unit 2: General Properties

(4 Hours)

General group trends of s- and p-block elements with special reference to melting and boiling points, flame colour, metallic character and complex formation tendency, diagonal relationship and anomalous behaviour of first member of each group, Alkali metal solutions in liquid ammonia

Unit 3: Structure, Bonding, Properties and Applications

(Hours: 16)

Structure, bonding, properties (Acidic/Basic nature, stability, ionic/covalent nature, oxidation/reduction, hydrolysis, thermal stability) and applications of the following:

Crown Ethers and cryptates of Alkali metals

Hydrides: hydrides of Group 13 (only diborane), Group 14, Group 15 (EH_3 where E = N, P, As, Sb, Bi), Group 16 and Group 17.

Oxides: Oxides of nitrogen, phosphorus and sulphur.

Oxoacids: oxoacids of phosphorus, sulphur and chlorine

Halides of phosphorus

Unit 4: Inorganic Polymers

(4 Hours)

Preparation, properties, structure and uses of the following:
Borazine, Silicates and Silicones.

Practicals

Credits:02

(Laboratory periods:60)

Qualitative semi-micro analysis of mixtures containing 2 anions and 2 cations (preferably 7-8 mixtures). Emphasis should be given to the understanding of the chemistry of different reactions.

The following radicals are suggested:

CO_3^{2-} , NO_2^- , S^{2-} , SO_3^{2-} , SO_4^{2-} , $\text{S}_2\text{O}_3^{2-}$, CH_3COO^- , F^- , Cl^- , Br^- , I^- , NO_3^- , BO_3^{3-} , $\text{C}_2\text{O}_4^{2-}$, PO_4^{3-} , NH_4^+ , K^+ , Pb^{2+} , Cu^{2+} , Cd^{2+} , Bi^{3+} , Sn^{2+} , Sb^{3+} , Fe^{3+} , Al^{3+} , Cr^{3+} , Zn^{2+} , Mn^{2+} , Co^{2+} , Ni^{2+} , Ba^{2+} , Sr^{2+} , Ca^{2+} , Mg^{2+} .

The mixtures may contain combination of anions/one interfering anion.

Spot tests should be preferred wherever applicable.

References:

Theory:

1. Lee, J.D.; (2010), **Concise Inorganic Chemistry**, Wiley India.
2. Huheey, J.E.; Keiter, E.A.; Keiter; R. L.; Medhi, O.K. (2009), **Inorganic Chemistry- Principles of Structure and Reactivity**, Pearson Education.
3. Douglas, B.E.; McDaniel, D.H.; Alexander, J.J. (1994), **Concepts and Models of Inorganic Chemistry**, John Wiley & Sons.
4. Atkins, P.W.; Overton, T.L.; Rourke, J.P.; Weller, M.T.; Armstrong, F.A. (2010), **Shriver and Atkins Inorganic Chemistry**, 5th Edition, Oxford University Press.
5. Housecraft, E. H.; Sharpe, A.G. (2018), **Inorganic Chemistry**, 5th Edition, Pearson.
6. F.A. Cotton & G. Wilkinson (1999), **Advanced Inorganic Chemistry**, 6th Edition, John Wiley & Sons.

Practicals:

1. Vogel, A.I. (1972), **Qualitative Inorganic Analysis**, Longman.
2. Svehla, G. (1996), **Vogel's Qualitative Inorganic Analysis**, Prentice Hall.
3. Dua A, Manav N, **Practical Inorganic Chemistry**, (2017), Manakin Press.

Note: Examination scheme and mode shall be as prescribed by the Examination Branch, University of Delhi, from time to time.

DISCIPLINE SPECIFIC ELECTIVE COURSE CHEM-DSE -2: Green Chemistry

CREDIT DISTRIBUTION, ELIGIBILITY AND PRE-REQUISITES OF THE COURSE

Course title & Code	Credits	Credit distribution of the course			Eligibility criteria	Pre-requisite of the course (if any)
		Lecture	Tutorial	Practical/ Practice		
Chem-DSE-2: Green Chemistry	04	02	-	02	Class XII with Science	

Learning Objectives

The Learning Objectives of this course are as follows:

- To learn about the environmental status, public awareness in evolution, principles involved in green chemistry, bio-catalytic reactions, global warming and its control measures, availability of green analytical methods.
- To practice chemistry in the safest way possible
- To imbibe safeworking conditions in the laboratories as well as the chemical industry extending to society in a sustainable future for the planet.

Learning outcomes

By studying this course, students will be able to:

- Understand the twelve principles of green chemistry and also build the basic understanding of toxicity, hazard and risk related to chemical substances.
- Calculate atom economy, E-factor and relate them in all organic synthesis
- Appreciate the use of catalyst over stoichiometric reagents
- Learn to use green solvents, renewable feedstock and renewable energy sources for carrying out safer chemistry
- Appreciate the use of green chemistry in problem solving skills and critical thinking to innovate and find solutions to environmental problems.
- Learn to design safer processes, chemicals and products through understanding of inherently safer design (ISD)
- Appreciate the success stories and real-world cases as motivation for them to practice green chemistry

Syllabus

Unit 1: Introduction

(Hours: 8)

Definition of green chemistry and how it is different from conventional chemistry and environmental chemistry.

Need of green chemistry.

Importance of green chemistry in- daily life, Industries and solving human health problems (four examples each).

A brief study of Green Chemistry Challenge Awards (Introduction, award categories and study about five last recent awards).

Unit 2: Twelve Principles of Green Chemistry

(Hours: 12)

The twelve principles of the Green Chemistry with their explanations Special emphasis on the following:

- Prevention of waste / by products, pollution prevention hierarchy.
- Green metrics to assess greenness of a reaction: environmental impact factor, atom economy and calculation of atom economy.
- Green solvents-supercritical fluids, water as a solvent for organic reactions, ionic liquids, solvent less reactions, solvents obtained from renewable sources.
- Catalysis and green chemistry- comparison of heterogeneous and homogeneous catalysis, biocatalysis, asymmetric catalysis and photocatalysis.
- Green energy and sustainability.
- Real-time analysis for pollution prevention.

Prevention of chemical accidents, designing greener processes, principles of inherent safer design (ISD). Bhopal Gas Tragedy (safer route to carbaryl) and Flixborough accident (safer route to cyclohexanol), subdivision of ISD, minimization, simplification, substitution, moderation and limitation.

Unit 3: Real-world Cases in Green Chemistry

(Hours: 10)

Discussion of the following Real-world Cases in green chemistry: Surfactants for carbon dioxide – replacing smog producing and ozone depleting solvents with CO₂ for precision cleaning and dry cleaning of garments. Designing of environmentally safe marine antifoulant. Right fit pigment: Synthetic azo pigments to replace toxic organic and inorganic pigments. An efficient, green synthesis of a compostable and widely applicable plastic (polylactic acid) made from corn.

Practical Component

Credits:02

(Laboratory periods:60)

Characterization by melting point, UV-Visible spectroscopy, IR spectroscopy and any other specific method should be done (wherever applicable).

1. Preparation and characterization of nanoparticles of gold using tea leaves/silver nanoparticles using plant extracts.
2. Preparation of biodiesel from waste cooking oil and characterization (TLC, pH, solubility, combustion test, density, viscosity, gel formation at low temperature and IR can be provided).
3. Benzoin condensation using thiamine hydrochloride as a catalyst instead of cyanide.
4. Extraction of D-limonene from orange peel using liquid CO₂ prepared from dry ice.
5. Mechanochemical solvent free, solid-solid synthesis of azomethine using p-toluidine and o-vanillin/p-vanillin.
6. Microwave-assisted Knoevenagel reaction using anisaldehyde, ethyl cyanoacetate and ammonium formate.
7. Photoreduction of benzophenone to benzopinacol in the presence of sunlight.
8. Photochemical conversion of dimethyl maleate to dimethyl fumarate (cis-trans isomerisation)
9. Benzil- Benzilic acid rearrangement: Preparation of benzilic acid in solid state under solvent-free condition.

References:

Theory:

1. Anastas, P.T., Warner, J.C. (2014), **Green Chemistry, Theory and Practice**, Oxford University Press.
2. Lancaster, M. (2016), **Green Chemistry: An Introductory Text**, 3rd Edition, RSC Publishing.
3. Cann, M. C., Connely, M.E. (2000), **Real-World cases in Green Chemistry**, American Chemical Society, Washington.
4. Matlack, A.S. (2010), **Introduction to Green Chemistry**, 2nd Edition, Boca Raton: CRC Press/Taylor & Francis Group publisher.
5. Alhuwalia, V.K., Kidwai, M.R. (2005), **New Trends in Green chemistry**, Anamalaya Publishers.
6. Sidhwani, I.T, Sharma, R.K. (2020), **An Introductory Text on Green Chemistry**, Wiley India Pvt Ltd.

Practicals:

7. Kirchoff, M.; Ryan, M.A. (2002), **Greener approaches to undergraduate chemistry experiment**, American Chemical Society, Washington DC.

8. Sharma, R.K.; Sidhwani, I.T.; Chaudhari, M.K. (2013), **Green Chemistry Experiments: A monograph**, I.K. International Publishing House Pvt Ltd. New Delhi.
9. Pavia, D.L.; Lamponam, G.H.; Kriz, G.S.W. B. (2012), **Introduction to organic Laboratory Technique- A Microscale approach**, 4th Edition, Brooks-Cole Laboratory Series -for Organic chemistry.
10. Sindhwani I.T. (2015), **Wealth from Waste: A green method to produce biodiesel from waste cooking oil and generation of useful products from waste further generated**. DU Journal of Undergraduate Research and Innovation, 1(1),131-151. ISSN: 2395- 2334.
11. Sidhwani, I.T; Sharma, R.K. (2020), **An Introductory Text on Green Chemistry**, Wiley India Pvt Ltd.
12. **Monograph on Green Chemistry Laboratory Experiments**, Green Chemistry Task Force Committee, Department of Science and Technology, Government of India.

Note: Examination scheme and mode shall be as prescribed by the Examination Branch, University of Delhi, from time to time.

DISCIPLINE SPECIFIC ELECTIVE COURSE CHEM-DSE 3: Chemistry of Colloids and Adsorption

CREDIT DISTRIBUTION, ELIGIBILITY AND PRE-REQUISITES OF THE COURSE

Course title & Code	Credits	Credit distribution of the course			Eligibility criteria	Pre-requisite of the course (if any)
		Lecture	Tutorial	Practical/ Practice		
Chem-DSE 3: Chemistry of Colloids and Adsorption	04	02	-	02	Class XII with Science	

Learning Objectives

The Learning Objectives of this course are as follows:

- To develop basic concepts of colloids and colloidal phenomenon.
- Preparation and characterization of sols, understanding about applications of colloid in food, petroleum and cosmetic industry.
- Basic understanding of adsorption, types of adsorption, chemistry of adsorption and its applications.

Learning outcomes

By studying this course, students will be able to:

- Understand colloid solutions, preparation of sols.
- Understand the concept of Electrical double layer, charge on colloidal particles.
- Characterize the colloids sols, learn colloid phenomenon like Tyndall effect, Brownian movement, electrophoresis, dialysis, coagulation and flocculation.
- Understand adsorption, types of adsorption. Characteristics, factors affecting adsorption and its applications

Syllabus

Unit 1: Colloidal State

(Hours: 8)

Distinction among true solutions, colloids and suspensions, components of Colloids, classification of colloids - lyophilic, lyophobic; Preparation methods and properties of lyophobic solutions, Hydrophile-lyophile balance (HLB), multi molecular, macromolecular and associated colloids (micelles formation), Schulze -Hardy law.

Unit 2: Preparation and Properties of Colloids

(Hours: 14)

Methods of preparation of colloids, Tyndall effect, Brownian movement, coagulation and flocculation; electrophoresis, dialysis.

Emulsification by surfactants, selection of surfactants as emulsifying agent, colloidal phenomenon in food chemistry, Protein based functional colloids.

Unit 3: Surface Chemistry

(Hours: 8)

Adsorption, Distinction between adsorption and absorption, Types of Adsorption, Physisorption and chemisorption and their characteristics, factors affecting adsorption of gases on solids - Freundlich and Langmuir adsorption isotherms, Adsorption from solutions. Applications of Adsorption phenomenon in living systems.

Practical component

Credits: 02

(Laboratory periods: 60)

1. Preparation of Colloidal Sols of following
 - a. Egg Albumin
 - b. Starch /Gum
 - c. Ferric chloride
 - d. Aluminum hydroxide
 - e. Antimony Sulphide
2. To find out the precipitation values of Antimony Sulphide sol by using monovalent, bivalent and trivalent cations.
3. To verify the Schulze -Hardy law.
4. To verify the Freundlich's Adsorption isotherms.
5. Study of adsorption of HAc on charcoal and prove the validity of Langmuir's adsorption isotherms
6. Study of adsorption of Oxalic acid on charcoal and prove the validity of Langmuir's adsorption isotherms.

References:

Theory:

1. Puri B. R., Sharma L. R. and Pathania M.S., (2020) Principles of Physical Chemistry, Vishal Publishing Co. Jalandhar, Punjab, India.
2. Kapoor K L, **Text Book of Physical Chemistry, Vol. 4**, McGraw Hill Education (India) Private Limited, Chennai, India.
3. Evans D F and Wennerström's, **The Colloidal Domain**, Second Edition, John Wiley & Sons Inc.
4. Adamson A. W. and Gast A., **Physical Chemistry of Surfaces** (Main text) Sixth Edition, John Wiley & Sons Inc.
5. Berg J. C., **An Introduction to Interfaces and Colloids**, World Scientific Publishing Co., Inc. New Jersey.
6. Israelachvili J. N., **Intermolecular and Surface Forces**, Elsevier Inc.

Practical:

1. Giri, S; Bajpai, D.N.; Pandey, O.P. **Practical Chemistry**, S. Chand Limited.
2. Khosla, B.D.; Garg, V.C.; Gulati, A.(2015), **Senior Practical Physical Chemistry**, R. Chand & Co.

Note: Examination scheme and mode shall be as prescribed by the Examination Branch, University of Delhi, from time to time.

SEMESTER IV

CREDIT DISTRIBUTION, ELIGIBILITY AND PRE-REQUISITES OF THE COURSE

DISCIPLINE SPECIFIC ELECTIVE COURSE CHEM-DSE -4: Nanoscale Materials and their Applications

Course title & Code	Credits	Credit distribution of the course			Eligibility criteria	Pre-requisite of the course (if any)
		Lecture	Tutorial	Practical/ Practice		
Chem-DSE-4: Nanoscale Materials and their Applications	04	02	-	02	Class XII with Science	

Learning Objectives

The Learning Objectives of this course are as follows:

- To introduce nanoscale materials and their applications.
- To provide an insight into bottom-up and top-down-approach, the methods of synthesis of nanoparticles, simple characterization techniques and applications of nanomaterials.

Learning outcomes

By studying this course, students will be able to:

- Understand the concept of nano dimensions.
- Know the various methods of preparation of nanomaterials.
- Understand the principles of optical and electron microscopy techniques of characterizing nanomaterials.
- Understand and appreciate the real life applications of nanomaterials.

Syllabus

Unit 1: Introduction to Nanodimensions

(Hours: 12)

0D, 1D, 2D nanomaterials, Quantum Dots, Nanoparticles, Nanostructures (nanowires, thin films, nanorods), carbon nanostructures (carbon nanotubes, carbon nanofibers, fullerenes), Size Effects in nano systems, Quantum confinement and its consequences, Semiconductors. Band structure and band gap. Optical Properties Surface plasmon resonance

Unit 2: Preparation of Nanomaterials

(Hours: 10)

Top down and Bottom up approach, Photolithography. Ball milling. Vacuum deposition. Physical vapor deposition (PVD), Chemical vapor deposition (CVD), Thermal decomposition, Chemical reduction, Sol-Gel synthesis, Hydrothermal synthesis, Spray pyrolysis, Electrochemical deposition, Pulsed Laser deposition. Characterization of nanomaterials: Basic principle of optical methods and electron microscopy.

Unit 3: Applications of Nanomaterials

(Hours: 8)

Nanomaterials as Catalysts, semiconductor nanomaterials as photocatalysts, Nanocomposites as catalysts. Carbon nanostructures as catalytic nanoreactors, metal and metal oxides confined inside carbon nanostructures, Nanowires and thin films for photonic devices (LEDs, solar cells, transistors).

Practical Component

Credits:02

(Laboratory periods:60)

1. Synthesis of silver nanoparticles by chemical methods and characterization using UV-visible spectrophotometer.
 - a. Turkevich Method
 - b. Burst Method
2. Synthesis of silver nanoparticles by green approach methods (using soluble starch, glucose or cinnamon bark) and characterization using UV-visible spectrophotometer.
3. Synthesis of metal sulphide nanoparticles and characterization using UV-visible spectrophotometer.
 - a. MnS
 - b. ZnS
 - c. CuS
4. Intercalation of hydrogen in tungsten trioxide and its conductivity measurement using conductometer.
5. Synthesis of pure ZnO and Cu doped ZnO nanoparticles.
6. Phytochemicals mediated synthesis of gold nanoparticles (AuNPs) using tea leaves and to study the effect of size on color of gold/silver nanoparticles.
7. Preparation of magnetic nanoparticles (MNPs) of Fe₃O₄ using green tea leaf extract.
8. Any suitable experiment (other than the listed ones) based upon complexation reactions.

References:

Theory:

1. West, A. R. (2014), **Solid State Chemistry and Its Application**, John Wiley and Sons Inc.
2. Smart, L. E.; Moore, E. A., (2012), **Solid State Chemistry: An Introduction**, CRC Press Taylor & Francis.
3. Rao, C. N. R.; Gopalakrishnan, J. (1997), **New Direction in Solid State Chemistry**, Cambridge University Press.

4. Poole Jr.; Charles P.; Owens, Frank J. (2003), **Introduction to Nanotechnology**, John Wiley and Sons. Inc. Harris, D. C. (2007), **Quantitative Chemical Analysis**, 6th Edition, Freeman.
5. Chattopadhyay, K.K.; Banerjee, A. N. (2009), **Introduction to Nanoscience and Technology**, Prentice Hall India.

Practicals:

1. Orbaek, W.; McHale, M.M.; Barron, A. R.; **Synthesis and Characterization of Silver Nanoparticles for An Undergraduate Laboratory**, J. Chem. Educ. 2015, 92, 339–344.
2. MacDiarmid, G.; Chiang, J.C.; Richter, A.F.; Somasiri, N.L.D.(1987), **Polyaniline: Synthesis and Characterization of the Emeraldine Oxidation State by Elemental Analysis**, L. Alcaer (ed.), *Conducting Polymers*, 105-120, D. Reidel Publishing.

Note: Examination scheme and mode shall be as prescribed by the Examination Branch, University of Delhi, from time to time.

DISCIPLINE SPECIFIC ELECTIVE COURSE CHEM-DSE -5: Molecules of Life

CREDIT DISTRIBUTION, ELIGIBILITY AND PRE-REQUISITES OF THE COURSE

Course title & Code	Credits	Credit distribution of the course			Eligibility criteria	Pre-requisite of the course (if any)
		Lecture	Tutorial	Practical/ Practice		
Chem-DSE-5: Molecules of Life	04	02	-	02	Class XII with Science	

Learning Objectives

The Learning Objectives of this course are as follows:

- To deliver information about the chemistry of carbohydrates, proteins & enzymes and its relevance in the biological system using suitable examples.
- To provide an insight into the structural principles that govern reactivity/physical /biological properties of biomolecules as opposed to learning structural details.

Learning outcomes

By studying this course, students will be able to:

- Learn and demonstrate how the structure of biomolecules determines their chemical properties, reactivity and biological uses.
- Gain an insight into the mechanism of enzyme action and inhibition.
- Understand the basic principles of drug-receptor interaction and SAR.

Syllabus

Unit 1: Carbohydrates

(Hours: 12)

Classification of carbohydrates, reducing and non-reducing sugars, biological functions, general properties and reactions of glucose and fructose, their open chain structure, epimers, mutarotation and anomers, reactions of monosaccharides, determination of configuration of glucose (Fischer proof), cyclic structure of glucose. Haworth projections. Cyclic structure of fructose. Linkage between monosaccharides: structure of disaccharides (sucrose, maltose, lactose) and polysaccharides (starch and cellulose) excluding their structure elucidation.

Unit 2: Amino acids, Peptides and Proteins

(Hours: 10)

Classification of amino acids and biological uses of amino Acids, peptides and proteins. Zwitterion structure, isoelectric point and correlation to acidity and basicity of amino acids. Determination of primary structure of peptides, determination of N-terminal amino acid (by Edman method) and C-

terminal amino acid (with carboxypeptidase enzyme). Synthesis of simple peptides (up to dipeptides) by N-protection (t-butyloxycarbonyl) & C-activating groups (only DCC) and Merrifield solid phase synthesis, Overview of primary, secondary, tertiary and quaternary structure of proteins, denaturation of proteins.

Unit 3: Enzymes

(Hours: 4)

Classification of enzymes and their uses (mention Ribozymes). Mechanism of enzyme action, factors affecting enzyme action, Coenzymes and cofactors and their role in enzyme action, specificity of enzyme action (including stereospecificity).

-

Unit 4: Nucleosides, Nucleotides and Nucleic Acids

(Hours: 4)

Components of Nucleic acids: Adenine, guanine, thymine, cytosine and uracil (structure only), other components of nucleic acids, nucleosides and nucleotides (nomenclature), structure of polynucleotides; structure of DNA (Watson-Crick model) and RNA (types of RNA), difference between DNA and RNA.

Practical Component

Credits:02

(Laboratory periods:60)

1. Estimation of glucose by Fehling's solution.
2. Determination of total sugar content by ferricyanide method (volumetric/colorimetric method).
3. Study of the titration curve of glycine and determine the isoelectric point of glycine.
4. Estimation of proteins by Lowry's method.
5. Qualitative tests for amino acids, proteins and carbohydrates.
6. Separation and identification of mixture of sugars by paper chromatography.
7. Separation and identification of mixture of Amino acids by paper chromatography.
8. Study of the action of salivary amylase on starch under optimum conditions and find the enzyme activity.
9. Study the effect of temperature on activity of salivary amylase.
10. Extraction of DNA from onion/cauliflower.

References:

Theory:

1. Finar, I. L. **Organic Chemistry (Volume 1 & 2)**, Dorling Kindersley (India) Pvt. Ltd. (Pearson Education).
2. Morrison, R. N.; Boyd, R. N., Bhattacharjee, S.K. (2010), **Organic Chemistry, 7th Edition**, Dorling Kindersley (India) Pvt. Ltd. (Pearson Education India).
3. Berg, J. M.; Tymoczko, J. L.; Stryer, L. (2019), **Biochemistry, 9th Ed.**, W. H. Freeman Co Ltd.

Practicals:

1. Furniss, B.S.; Hannaford, A.J.; Smith, P.W.G.; Tatchell, A.R. (2012), Vogel's **Textbook of Practical Organic Chemistry**, Pearson Education India.
2. **Manual of Biochemistry Workshop, 2012**, Department of Chemistry, University of Delhi.

Note: Examination scheme and mode shall be as prescribed by the Examination Branch, University of Delhi, from time to time.

DISCIPLINE SPECIFIC ELECTIVE COURSE CHEM-DSE -6: Conductance, Electrochemistry and Chemical Kinetics

CREDIT DISTRIBUTION, ELIGIBILITY AND PRE-REQUISITES OF THE COURSE

Course title & Code	Credits	Credit distribution of the course			Eligibility criteria	Pre-requisite of the course (if any)
		Lecture	Tutorial	Practical/ Practice		
Chem-DSE 6: Conductance, Electrochemistry and Chemical Kinetics	04	02	-	02	Class XII with Science	

Learning Objectives

The Learning Objectives of this course are as follows:

- To develop basic understanding of electrolytic and galvanic cells.
- Measurement of conductance and its applications, measurement of emf and its applications.
- To understand reaction rate, order, activation energy and theories of reaction rates.

Learning outcomes

By studying this course, students will be able to:

- Explain the factors that affect conductance, migration of ions and application of conductance measurement.
- Understand the importance of Nernst equation, measurement of emf, calculations of thermodynamic properties and other parameters from the emf measurements.
- Understand rate law and rate of reaction, theories of reaction rates and catalysts; both chemical and enzymatic.

Syllabus

Unit 1: Conductance

(Hours: 8)

Conductivity, equivalent and molar conductivity and their variation with dilution for weak and strong electrolytes, Kohlrausch Law of independent migration of ions, Ionic velocity, mobility and their determination, transference number and its relation to ionic mobility, Conductometric titrations (only acid-base).

Unit 2: Electrochemistry

(Hours: 12)

Concept of reversible and irreversible electrochemical cells, Standard hydrogen electrode, standard electrode potential, concept of EMF of a cell, measurement of EMF of a cell, Nernst equation and its importance, types of electrodes (Reference and inert electrodes), electrochemical series.

Thermodynamics of a reversible cell, calculation of thermodynamic properties: G, H and S from EMF data. Calculation of equilibrium constant from EMF data. pH determination using glass electrode, Potentiometric titrations-qualitative treatment (acid-base and oxidation-reduction only).

Unit 3: Chemical Kinetics and Catalysis

(Hours: 10)

The concept of reaction rates, effect of temperature, pressure, catalyst and other factors on reaction rates. Order and molecularity of a reaction, integrated rate equations for zero, first and second order reactions (derivation not required), half-life of a reaction, Concept of activation energy and its calculation from Arrhenius equation.

Catalysis: Types of catalyst, specificity and selectivity, generalized treatment of catalyzed reactions at solid surfaces. Enzyme catalysis, Michaelis-Menten mechanism, acid-base catalysis.

Practical component

Credits:02

Laboratory periods: 60

1. Determination of molar conductance, degree of dissociation and dissociation constant of a weak acid.
2. Perform the following conductometric titrations: Strong acid vs strong base.
3. Perform the following conductometric titrations: Weak acid vs strong base.
4. Determination of TDS of water from different sources.
5. Determination of Soil pH of soil collected from various locations.
6. Perform the potentiometric titrations of strong acid vs strong base
7. Perform the potentiometric titrations of Weak acid vs strong base.
8. Perform the potentiometric titrations of Potassium dichromate vs. Mohr's salt.
9. Perform the potentiometric titrations of KMnO_4 vs. Mohr's salt.
10. Study the kinetics of acid hydrolysis of methyl acetate with hydrochloric acid.

References:

Theory:

1. Castellan, G. W. (2004), **Physical Chemistry**, Narosa Publications.
2. Kapoor, K.L. (2015), **A Textbook of Physical Chemistry**, Vol.1, 6th Edition, McGraw Hill Education.
3. Kapoor, K.L. (2015), **A Textbook of Physical Chemistry**, Vol.5, 3rd Edition, McGraw Hill Education.
4. Puri, B.R., Sharma, L.R. and Pathania M.S. (2020), **Principles of Physical Chemistry**, Vishal Publishing Co.

*

Practicals:

1. Khosla, B.D.; Garg, V.C.; Gulati, A. (2015), **Senior Practical Physical Chemistry**, R. Chand & Co. Kapoor, K.L. (2019), **A Textbook of Physical Chemistry**, Vol 7, 1st Edition, McGrawHill Education.
2. Batra, S.K., Kapoor, V and Gulati, S. (2017) 1st Edition, **Experiments in Physical Chemistry**, Book Age series.

Note: Examination scheme and mode shall be as prescribed by the Examination Branch, University of Delhi, from time to time.

SEMESTER V

DISCIPLINE SPECIFIC ELECTIVE COURSE CHEM-DSE -7: Inorganic Materials of Industrial Importance

CREDIT DISTRIBUTION, ELIGIBILITY AND PRE-REQUISITES OF THE COURSE

Course title & Code	Credits	Credit distribution of the course			Eligibility criteria	Pre-requisite of the course (if any)
		Lecture	Tutorial	Practical/ Practice		
Chem-DSE-7: Inorganic Materials of Industrial Importance	04	02	-	02	Class XII with Science	

Learning Objectives

The Learning Objectives of this course are as follows:

- The course introduces learners to the importance of Inorganic compounds in Industries.
- To provide an insight into how the inorganic materials form a basis of the products used in day-to-day life like silicates, fertilizers, surface coatings.

Learning outcomes

By studying this course, students will be able to:

- Learn the composition and applications of the different kinds of glass.
- Understand glazing of ceramics and the factors affecting their porosity.
- Give the composition of cement and discuss the mechanism of setting of cement.
- Explain the suitability of fertilizers for different kinds of crops and soil.
- Understand and explain the polymerization of inorganic ions to generate inorganic polymers and the difference between organic and inorganic polymers.

Syllabus

Unit 1: Silicate Industries

(Hours: 10)

Glass: Glassy state and its properties, classification (silicate and non-silicate glasses). Manufacture and processing of glass. Composition and properties of the following types of glasses: Soda lime

glass, lead glass, armoured glass, different types of safety glass, borosilicate glass, fluorosilicate glass, coloured glass, photosensitive glass, photochromic glass, glass wool and optical fibre.

Ceramics: Brief introduction to types of ceramics. glazing of ceramics.

Cement: Manufacture of Portland cement and the setting process, Different types of cements: quick setting cements, eco-friendly cement (slag cement), pozzolana cement.

Unit 2: Fertilizers

(Hours: 8)

Different types of fertilizers (N, P and K). Importance of fertilizers, chemistry involved in the manufacture of the following fertilizers: urea, ammonium nitrate, calcium ammonium nitrate, ammonium phosphates, superphosphate of lime, potassium chloride and potassium nitrate. Environmental impact of fertilizers.

Unit 3: Surface Coatings

(Hours: 12)

Brief introduction to and classification of surface coatings, paints and pigments: formulation, composition and related properties, pigment volume concentration (PVC) and critical pigment volume concentration (CPVC), fillers, thinners, enamels and emulsifying agents. Special paints: heat retardant, fire retardant, eco-friendly paints, plastic paints, water and oil paints. Preliminary methods for surface preparation, metallic coatings (electrolytic and electroless with reference to chrome plating and nickel plating), metal spraying and anodizing. Contemporary surface coating methods like physical vapor deposition, chemical vapor deposition, galvanising, carburizing, sherardising, boriding, nitriding and cementation.

Practical Component

Credits:02

(Laboratory periods:60)

1. Detection of constituents of CAN fertilizer (Calcium, Ammonium and Nitrate ions) fertilizer and estimation of Calcium content.
2. Detection of constituents of Superphosphate fertilizer (Calcium and Phosphate ions) and estimation of phosphoric acid content.
3. Detection of constituents of Dolomite (Calcium, Magnesium and carbonate ions) and determination of composition of Dolomite (Complexometric titration).
4. Analysis of (Cu, Ni) in alloy or synthetic samples (Multiple methods involving Complexometry, Gravimetry and Spectrophotometry).
5. Analysis of (Cu, Zn) in alloy or synthetic samples (Multiple methods involving Iodometry, Complexometry and Potentiometry).
6. Preparation of following Inorganic Pigments:
 - a). Barium white
 - b). Chrome Yellow

- c). Malachite
 - d). Chromium oxide
 - e). Prussian Blue
7. Any suitable experiment other than the listed ones.

References:

Theory:

1. West, A. R. (2014), **Solid State Chemistry and Its Application**, Wiley & sons.
2. Smart, L. E.; Moore, E. A. (2012), **Solid State Chemistry An Introduction**, CRC Press Taylor & Francis.
3. Atkins, P.W.; Overton, T.L.; Rourke, J.P.; Weller, M.T.; Armstrong, F.A.(2010), **Inorganic Chemistry**, W. H. Freeman and Company.
4. Kent, J. A. (ed) (1997), **Riegel's Handbook of Industrial Chemistry**, CBS Publishers, New Delhi.
5. Jain P.C., Jain M., **Engineering Chemistry**, Dhanpat Rai & Sons, Delhi.
6. Gopalan R., Venkappaya D.,Nagarajan S., **Engineering Chemistry**, Vikas Publications, New Delhi.
7. Sharma, B.K., **Engineering Chemistry**, Goel Publishing House, Meerut.
8. Kingery W.D., Bowen H. K., Uhlmann, D.R., (1976), **Introduction to Ceramics**, Wiley & sons, Delhi.

Practicals:

1. Vogel A. I., Vogel's **Quantitative Inorganic Analysis**, Pearson Education.
2. Banewicz, J. J.; Kenner, C.T. **Determination of Calcium and Magnesium in Limestones and Dolomites**, Anal. Chem., 1952, 24 (7), 1186–1187.

Note: Examination scheme and mode shall be as prescribed by the Examination Branch, University of Delhi, from time to time.

**DISCIPLINE SPECIFIC ELECTIVE COURSE CHEM-DSE 8: Polynuclear Hydrocarbons,
Pharmaceutical Compounds, UV- Visible & IR Spectroscopy**

CREDIT DISTRIBUTION, ELIGIBILITY AND PRE-REQUISITES OF THE COURSE

Course title & Code	Credits	Credit distribution of the course			Eligibility criteria	Pre-requisite of the course (if any)
		Lecture	Tutorial	Practical/ Practice		
Chem-DSE 8: Polynuclear Hydrocarbons, Pharmaceutical Compounds, UV-Visible & IR Spectroscopy	04	02	-	02	Class XII with Science	

Learning Objectives

The Learning Objectives of this course are as follows:

- To provide an insight to the fundamentals of polynuclear hydrocarbons and heterocyclic compounds
- The course introduces learners to IR and UV-Vis spectroscopic techniques and their importance in functional group identification.

Learning outcomes

By studying this course, students will be able to:

- Understand the fundamentals of polynuclear hydrocarbons and heterocyclic compounds through the study of methods of preparation, properties and chemical reactions with underlying mechanism.
- Gain insight into the basic fundamental principles of IR and UV-Vis spectroscopic techniques.
- Use basic theoretical principles underlying UV-visible and IR spectroscopy as a tool for functional group identification in organic molecules.

Syllabus

UNIT-1: Polynuclear Hydrocarbons

(Hours: 6)

Introduction, classification, uses, aromaticity of polynuclear compounds, Structure elucidation of naphthalene, preparation and properties of naphthalene and anthracene.

UNIT-2: Pharmaceutical Compounds

(Hours: 12)

Introduction, classification, general mode of action of antipyretics and analgesics, aspirin; Synthesis, uses and side effects of the following drugs:

Antipyretics - Paracetamol (with synthesis and mode of action); Analgesics- Ibuprofen (with synthesis and overview of the mode of action); Antimalarials - Chloroquine (synthesis and mode of action).

An elementary treatment of Antibiotics and detailed study of chloramphenicol including mode of action. Medicinal values of curcumin (haldi), azadirachtin (neem), vitamin C and antacid (ranitidine).

UNIT-3: UV-Vis and IR Spectroscopy

(Hours: 12)

UV-Vis and IR Spectroscopy and their application to simple organic molecules. Electromagnetic radiations and their properties; double bond equivalence and hydrogen deficiency. UV-Vis spectroscopy (electronic spectroscopy): General electronic transitions, λ_{\max} & ϵ_{\max} , chromophores & auxochromes, bathochromic & hypsochromic shifts. Application of Woodward rules for the calculation of λ_{\max} for the following systems: conjugated dienes - alicyclic, homoannular and heteroannular; α, β -unsaturated aldehydes and ketones, charge transfer complex.

Infrared (IR) Spectroscopy: Infrared radiation and types of molecular vibrations, the significance of functional group & fingerprint region. IR spectra of alkanes, alkenes, aromatic hydrocarbons (effect of conjugation and resonance on IR absorptions), simple alcohols (inter and intramolecular hydrogen bonding and IR absorptions), phenol, carbonyl compounds, carboxylic acids and their derivatives (effect of substitution on $>C=O$ stretching absorptions).

Practical component

Credit:02

(Laboratory periods: 15 classes of 4 hours each)

1. Isolation and estimation of the amount of aspirin in a commercial tablet.
2. Synthesis of ibuprofen.
3. Systematic qualitative identification and derivative preparation of organic compounds (Aromatic hydrocarbons, Aryl halides)
4. Detection of simple functional groups through examination of IR spectra (spectra to be provided). IR spectra of simple compounds like phenols, aldehydes, ketones, carboxylic acids may be given.
5. Differentiation between of o-/p-hydroxybenzaldehyde by IR spectroscopy (Spectra to be provided).
6. Differentiation between benzoic acid and cinnamic acid by UV spectroscopy.
7. Laboratory preparation of paracetamol.
8. Diel's Alder reaction using Anthracene and Maleic anhydride.

References:

Theory:

1. Finar, I. L. **Organic Chemistry** (Volume 1 & 2), Dorling Kindersley (India) Pvt. Ltd. (Pearson Education).
2. Morrison, R. N.; Boyd, R. N. **Organic Chemistry**, Dorling Kindersley (India) Pvt. Ltd. (Pearson Education).
3. Bahl, A; Bahl, B. S. (2012), **Advanced Organic Chemistry**, S. Chand.
4. Pavia, D.L. **Introduction to Spectroscopy**, Cengage learning (India) Pvt. Ltd.
5. Kemp, W. (1991), **Organic Spectroscopy**, Palgrave Macmillan.

Practicals

1. Ahluwalia, V.K.; Dhingra, S.; Gulati, A. (2005), **College Practical Chemistry**, University Press (India) Ltd.
2. Ahluwalia, V.K.; Dhingra, S. (2004), **Comprehensive Practical Organic Chemistry: Qualitative Analysis**, University Press.
3. Vogel, A.I. (1972), **Textbook of Practical Organic Chemistry**, Prentice-Hall.
4. Pasricha, S., Chaudhary, A. (2021), **Practical Organic Chemistry: Volume I**, I K International Publishing House Pvt. Ltd., New Delhi.
5. Pasricha, S., Chaudhary, A. (2021), **Practical Organic Chemistry: Volume I**, I K International Publishing House Pvt. Ltd., New Delhi.

Note: Examination scheme and mode shall be as prescribed by the Examination Branch, University of Delhi, from time to time.

DISCIPLINE SPECIFIC ELECTIVE COURSE CHEM-DSE 9: Computer Applications in Chemistry

CREDIT DISTRIBUTION, ELIGIBILITY AND PRE-REQUISITES OF THE COURSE

Course title & Code	Credits	Credit distribution of the course			Eligibility criteria	Pre-requisite of the course (if any)
		Lecture	Tutorial	Practical/ Practice		
Chem-DSE 9: Computer Applications in Chemistry	04	02	-	02	Class XII with Science	

Learning Objectives

The Learning Objectives of this course are as follows:

- To introduce the students to basic computer skills that will help them in solving chemistry problems using spreadsheets and BASIC language.
- To acquaint the students with different software for data tabulation, calculation, graph plotting, data analysis and document preparation.
- To expose the students to the concept of molecular modelling, its applications to various molecular systems, energy minimization techniques, analysis of Mulliken Charge and ESP Plots.

Learning outcomes

By studying this course, students will be able to:

- Have knowledge of most commonly used commands and library functions used in programming in BASIC language.
- Develop algorithm to solve problems and write corresponding programs in BASIC language for performing calculations involved in laboratory experiments.
- Use various spreadsheet software to perform theoretical calculations and plot graphs

Syllabus

Unit 1: Programming using BASIC

(Hours: 20)

Programming Language – Elements of BASIC language, Numeric and string Constants and Variables, arithmetic expressions, hierarchy of operations, inbuilt functions. Syntax and use of the various QBASIC commands: REM, CLS, INPUT, PRINT, GOTO, IF, IF...THEN, IF...THEN..ELSE, IF and END IF, FOR

and NEXT etc., DIM, READ, DATA, GOSUB, RETURN, RESTORE, DEF FNR and Library Functions, Simple programs based on usage of the commands mentioned above.

Statistical analysis using BASIC: Mean, Least square fit - Linear regression, variance, standard deviation.

Unit 2 : Handling of Numerical Data

(Hours: 4)

Spreadsheet software: MS Excel. Creating a spreadsheet, entering and formatting information, applying basic functions and formulae to the data, drawing charts, tables and graphs, displaying the equation of graph along with the R^2 value, incorporating tables and graphs in Word files, graphical solution of equations, plotting pressure-volume curves of van der Waals gases, Maxwell-Boltzmann distribution, concentration versus time graphs, spectral data, titration curves, etc.

Unit 3: Molecular Modelling

(Hours: 6)

Introduction to molecular modelling, overview of classical and quantum mechanical methods (molecular mechanics, semi empirical, ab initio and DFT), general considerations and comparison of these methods.

Practical component

Credit:02

(Laboratory periods: 15 classes of 4 hours each)

Exercises of Programing

1. Calculate pressure of a real gas using Van der Waal's Equation.
2. Calculate the most probable speed, average speed and root mean square velocity of an ideal gas.
3. Roots of quadratic equations
4. Binomial coefficient using GOSUB statement.
5. Mean, standard deviation
6. Least square curve fitting method for linear equation.

Plotting graphs using a spreadsheet

1. Van der Waals isotherms
2. Maxwell-Boltzmann distribution curves as function of temperature and molecular weight
3. Plot the conductometric titration curve for
 - a) strong acid vs strong base and b) weak acid vs strong base
4. Plot the pH metric titration curve for
 - a) strong acid vs strong base and b) weak acid vs strong base and determine the pK_a of the weak acid
5. Plot the graphs for the kinetics of first order reaction and determine the rate constant
6. Plot the UV-vis absorbance spectra and determine the molar absorption coefficient.

Molecular Modelling

1. Optimize and compare the geometry parameters of H_2O and H_2S using ArgusLab.
2. Compare the basicities of N atom in ammonia, methylamine, dimethylamine and trimethylamine using ArgusLab by comparing Mulliken charges and ESP map in ArgusLab.

3. Compare C-C bond lengths and bond order in ethane, ethene and ethyne using ArgusLab.
4. Determine enthalpy of isomerization of cis and trans-2-butene using ArgusLab.
5. Compare the HAH bond angles for the second row hydrides (BeH_2 , CH_4 , NH_3 , H_2O) and compare with the results from qualitative MO theory.

References:

Theory:

1. Levie, R. de. (2001), **How to use Excel in analytical chemistry and in general scientific data analysis**, Cambridge Univ. Press.
2. Venit, S.M. (1996), **Programming in BASIC: Problem solving with structure and style**. Jaico Publishing House.
3. Lewars, E. (2003), **Computational Chemistry**, Kluwer academic Publisher.
4. Cramer, C.J.(2004), **Essentials of Computational Chemistry**, John Wiley & Sons.
5. Hinchcliffe, A. (1996), **Modelling Molecular Structures**, John Wiley & Sons.
6. Leach, A.R.(2001), **Molecular Modelling**, Prentice-Hall.

Practicals

1. Lewars, E. (2003), **Computational Chemistry**, Kluwer academic Publisher.
2. Cramer, C.J. (2004), **Essentials of Computational Chemistry**, John Wiley & Sons.
3. Hinchcliffe, A. (1996), **Modelling Molecular Structures**, John Wiley & Sons.

Note: Examination scheme and mode shall be as prescribed by the Examination Branch, University of Delhi, from time to time.

SEMESTER VI

DISCIPLINE SPECIFIC ELECTIVE COURSE CHEM-DSE -10: Analytical Methods in Chemistry

CREDIT DISTRIBUTION, ELIGIBILITY AND PRE-REQUISITES OF THE COURSE

Course title & Code	Credits	Credit distribution of the course			Eligibility criteria	Pre-requisite of the course (if any)
		Lecture	Tutorial	Practical/ Practice		
Chem-DSE-10: Analytical Methods in Chemistry	04	02	-	02	Class XII with Science	

Learning Objectives

The Learning Objectives of this course are as follows:

- To familiarize students with the concepts of sampling, errors in analysis, accuracy, precision and introduce basics of statistical analysis.
- To introduces students to important instrumentation and separation techniques routinely used in the laboratory analysis of samples. The experiments expose students to instrumentation and they learn to detect and separate analytes in a mixture.

Learning outcomes

By studying this course, students will be able to:

- Understand various sources of errors in chemical analysis.
- Learn about methods to minimize error.
- Understand basic principle of instrumentation (Flame Photometer, UV-vis spectrophotometer, Atomic Absorption spectrophotometer).
- Apply the principles of analysis and instrumentation to analyse soil samples, soft drinks and synthetic mixtures provided in the laboratory.
- Learn basic principles of separation techniques (chromatography and solvent extraction) and apply them to separate mixtures.
- Understand principles of Gravimetric analysis and apply them in determination of Ni^{2+} and Al^{3+}
- Analyse samples independently in the laboratory.

Syllabus

Unit 1: Errors in Chemical Analysis

(Hours: 8)

Types of errors, Accuracy and Precision, Absolute and relative uncertainty, propagation of uncertainty. The Gaussian distribution, mean and standard deviation, confidence intervals.

Unit 2: Optical Methods of Analysis

(Hours: 10)

Origin of spectra, interaction of radiation with matter, fundamental laws of spectroscopy and selection rules, Beer's-Lambert Law.

UV-Vis Spectrophotometry

Basic principles of instrumentation for single and double beam instruments. Determination of concentration of unknown compounds, composition of metal complexes using Job's method of continuous variation and mole ratio method.

Flame Atomic Absorption and Emission Spectroscopy

Basic principles of instrumentation. Techniques of atomization and sample introduction; Method of background correction, sources of chemical interferences and their method of removal.

Application of these techniques in analysis of samples.

Unit 3: Separation Techniques

(Hours: 12)

Solvent extraction

Classification, principle and efficiency of the technique. Mechanism of extraction: extraction by solvation and chelation. Technique of extraction: batch, continuous and counter current extractions.

Chromatography

Principles of Chromatographic separations, Classification of Chromatographic techniques, Thin Layer Chromatography, Column Chromatography, efficiency of separation (Resolution, Efficiency of Resolution, Plate Height) Application of these techniques in analysis of samples.

Practical Component

Credits:02

(Laboratory periods:60)

1. Analysis of soil.
 - a. Determination of pH of soil, Total soluble salts, carbonate and bicarbonate, calcium and magnesium by titration.
 - b. Estimation of Potassium, calcium and magnesium by flame photometry.
2. Separation of constituents of leaf pigments by thin layer chromatography.
3. Determination of the ion exchange capacity of an anion exchange resin.
4. Determination of the ion exchange capacity of a cation exchange resin.
5. Separation of amino acids by ion exchange chromatography.

6. Spectrophotometric analysis of Co^{2+} and Ni^{2+} ions in a mixture.
7. Spectrophotometric analysis of Caffeine and Benzoic acid in a soft drink.
8. Gravimetric estimation of Ni^{2+} using Dimethylglyoxime or Al^{3+} using oxine.

References:

Theory:

1. Willard, H.H. (1988), **Instrumental Methods of Analysis**, 7th Edition, Wardsworth Publishing Company.
2. Christian, G.D. (2004), **Analytical Chemistry**, 6th Edition, John Wiley & Sons, New York.
3. Harris, D. C. (2007), **Quantitative Chemical Analysis**, 6th Edition, Freeman.
4. Skoog, D.A.; Holler F.J.; Nieman, T.A. (2005), **Principles of Instrumental Analysis**, Thomson Asia Pvt. Ltd.
5. Jeffery, G.H.; Bassett, J.; Mendham, J.; Denney, R.C. (1989), **Vogel's Textbook of Quantitative Chemical Analysis**, John Wiley and Sons.

Practicals:

1. Jeffery, G.H.; Bassett, J.; Mendham, J.; Denney, R.C. (1989), **Vogel's Textbook of Quantitative Chemical Analysis**, John Wiley and Sons.
2. Christian, G.D. (2004), **Analytical Chemistry**, 6th Edition, John Wiley & Sons, New York.
3. Harris, D. C. (2007), **Quantitative Chemical Analysis**, 6th Edition, Freeman.
4. Skoog, D.A.; Holler F.J.; Nieman, T.A. (2005), **Principles of Instrumental Analysis**, Thomson Asia Pvt. Ltd.

Note: Examination scheme and mode shall be as prescribed by the Examination Branch, University of Delhi, from time to time.

DISCIPLINE SPECIFIC ELECTIVE COURSE CHEM-DSE 11: Chemistry of Polymers, Dyes and Natural Products

CREDIT DISTRIBUTION, ELIGIBILITY AND PRE-REQUISITES OF THE COURSE

Course title & Code	Credits	Credit distribution of the course			Eligibility criteria	Pre-requisite of the course (if any)
		Lecture	Tutorial	Practical/ Practice		
Chem-DSE 11: Chemistry of Polymers, Dyes and Natural Products	04	02	-	02	Class XII with Science	

Learning Objectives

The Learning Objectives of this course are as follows:

- To understand the process of converting knowledge of chemistry into marketable products for commercial gain.
- To familiarize the basic nomenclature of polymers, dyes and natural products, classification and important terms.

Learning outcomes

By studying this course, students will be able to:

- Learn about the chemistry of natural and synthetic polymers including fabrics and rubbers.
- Understand the chemistry of biodegradable and conducting polymers and appreciate the need of biodegradable polymers with emphasis on basic principles.
- Comprehend the theory of colour and constitution as well as the chemistry of dyeing.
- Know applications of various types of dyes including those in foods and textiles.
- Understand the chemistry and applications of natural products like terpenoids and alkaloids.

Syllabus

Unit 1: Polymers

(Hours: 12)

Introduction and classification based on origin, monomer units, thermal response, mode of formation, structure, application and tacticity; di-block, tri-block and amphiphilic polymers;

Weight average molecular weight, number average molecular weight, glass transition temperature (T_g) of polymers; Polymerisation Reactions-Addition and condensation. Mechanism of cationic, anionic and free radical addition polymerization; Ziegler-Natta polymerisation of alkenes.

Preparation and applications of: Plastics -thermosetting (phenol-formaldehyde, polyurethanes) and thermosoftening(PVC, polythene); Fabrics -natural (cellulose and synthetic derivatives of cellulose like rayon and viscose); synthetic (acrylic, polyamide, polyester); Rubbers-natural and synthetic: Buna-N, Buna-S, Neoprene, silicon rubber; Vulcanization; Polymer additives; Introduction to Specialty Polymers: electroluminescent (Organic light emitting diodes), conducting, biodegradable polymers and liquid crystals.

Unit 2: Dyes

(Hours: 8)

Classification, Colour and constitution; Mordant and Vat Dyes; Chemistry of dyeing. Synthesis and applications of Azo dyes – Methyl orange, Congo red; Triphenyl methane dyes- Crystal violet; Phthalein Dyes – Phenolphthalein; Natural dyes –Structure elucidation and synthesis of Alizarin and Indigotin; Edible Dyes with examples.

Unit 3: Natural Product Chemistry- An Introduction to Terpenoids and Alkaloids

(Hours: 10)

Terpenes: Introduction, occurrence, classification, uses, isoprene and special isoprene rule; structure elucidation, synthesis and industrial application of citral.

Alkaloids: Introduction, occurrence, classification, uses, general structural features, general methods for structure elucidation including Hoffmann's exhaustive methylation and Emde's method. Structure elucidation, synthesis and physiological action of Nicotine.

Practical component

Credits: 02

(Laboratory periods: 60)

1. Preparation of Methyl Orange.
2. Preparation of Malachite Green.
3. Recycling of Plastic: Moulding of plastic or Cracking of plastic.
4. Preparation of Urea-formaldehyde resin.
5. Preparation of Methyl Orange.
6. (a) Dyeing of different fabrics (cotton, wool, silk) using Alizarin or any other dye.
7. (b) Preparation of azo dye on the surface of the fabric.
8. Qualitative test for identification of alkaloids (Dragendorff's reagent and Mayer's reagent test) and terpenoids (Salkowski test).
9. Preparation of perchromic dye using p-amino phenol and p-nitro benzaldehyde.

References:

Theory:

1. Finar, I.L. (2008), **Organic Chemistry**, Vol 2, 5th Edition, Pearson Education

2. Saunders, K. J. (1988), **Organic Polymer Chemistry**, 2nd Edition Chapman & Hall, London
3. Campbell, Ian M., (2000), **Introduction to Synthetic Polymers**, 2nd Edition Oxford University Press, USA.
4. Bahadur, P. and Sastry, N.V. (2002) **Principles of Polymer Science**, Narosa, New Delhi
5. Patrick, G. **An Introduction to Medicinal Chemistry** (2013), 4th Edition, Oxford University Press.
6. Priscilla Abarca, Patricia Silva, Iriux Almodovar and Marcos Caroli ezende*Quim. Nova, Vol. 37, No. 4, 745-747, 2014.
<http://dx.doi.org/10.5935/0100-4042.20140120>

Practical:

1. Furniss B S., Hannaford A. J., Smith Peter W. G. & Tatchell Austin R., **Vogel's Textbook of Practical Organic Chemistry** Fifth Edition, Longman Scientific & Technical.
2. Pasricha, S., Chaudhary, A. (2021), **Practical Organic Chemistry: Volume I**, I K International Publishing House Pvt. Ltd., New Delhi.

Note: Examination scheme and mode shall be as prescribed by the Examination Branch, University of Delhi, from time to time.

DISCIPLINE SPECIFIC ELECTIVE COURSE CHEM-DSE -12: Phase Equilibria and Photochemistry

CREDIT DISTRIBUTION, ELIGIBILITY AND PRE-REQUISITES OF THE COURSE

Course title & Code	Credits	Credit distribution of the course			Eligibility criteria	Pre-requisite of the course (if any)
		Lecture	Tutorial	Practical/ Practice		
Chem-DSE 12: Phase Equilibria and Photochemistry	04	02	-	02	Class XII with Science	

Learning Objectives

The Learning Objectives of this course are as follows:

- To develop basic understanding of Phase, Component, Degree of freedom, basic principles of phase equilibria,
- To understand phase diagram of one and two component systems.
- The students will also gain an understanding of Binary solution, distillation of binary solution, CST and distribution law & its applications.

Learning outcomes

By studying this course, students will be able to:

- Understand phase equilibrium, criteria, CST, Gibbs-Duhem-Margules equation.
- Apply the concepts of phase, conductance and distribution law while studying other chemistry courses and every-day life.
- Explain low and high quantum yield, photosensitized reactions

Syllabus

Unit 1: Phase Equilibria

(Hours: 22)

Concept of phases, components and degrees of freedom, derivation of Gibbs Phase Rule for nonreactive and reactive systems; Clausius-Clapeyron equation and its applications to solid-liquid, liquid-vapour and solid-vapour equilibria, Phase diagram for one component systems (H₂O and S). Phase diagrams for systems of solid-liquid equilibria involving eutectic, congruent and incongruent melting points.

Binary solutions: Gibbs-Duhem-Margules equation, its derivation and applications to fractional distillation of binary miscible liquids (ideal and non-ideal), azeotropes, lever rule, partial miscibility of liquids, CST, miscible pairs, steam distillation. Nernst distribution law: its derivation and applications.

Unit 2: Photochemistry

(Hours: 8)

Characteristics of electromagnetic radiation. Lambert-Beer's law and its limitations, physical significance of absorption coefficients. Laws of photochemistry, quantum yield, examples of low and high quantum yields

Photosensitized reactions, Jablonski's diagram. Role of photochemical reactions in biochemical processes, chemiluminescence.

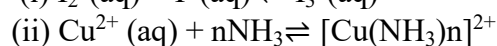
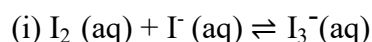
Practical component

Credits: 02

(Laboratory periods: 60)

Phase Equilibrium

1. Determination of critical solution temperature and composition at CST of the phenol water system.
2. Effect of impurity on CST of phenol-water system (NaCl and succinic acid).
3. Construction of the phase diagram using cooling curves :
 - a. Simple eutectic.
 - b. Congruent melting system(s).
4. Distribution of acetic/ benzoic acid between water and chloroform or cyclohexane.
5. Study of equilibrium of any one of the following reactions by distribution method:



References:

Theory:

1. Atkins, P.W.; Paula, J.de. (2014), **Atkin's Physical Chemistry Ed.**, 10th Edition, OxfordUniversity Press.
2. Ball, D. W. (2017), **Physical Chemistry**, 2nd Edition, Cengage Learning, India.
3. Castellan, G. W. (2004), **Physical Chemistry**, 4th Edition, Narosa.
4. Kapoor, K.L. (2015), **A Textbook of Physical Chemistry**, Vol 1, 6th Edition, McGrawHill Education.
5. Kapoor, K.L., **A Textbook of Physical Chemistry**, Vol 3, 5th Edition, McGraw HillEducation.

Practical:

1. Khosla, B.D.; Garg, V.C.; Gulati, A. (2015), **Senior Practical Physical Chemistry**, R.Chand & Co, New Delhi.
2. Kapoor, K.L. (2019), **A Textbook of Physical Chemistry**, Vol.7, 1st Edition, McGrawHill Education.
3. Garland, C. W.; Nibler, J. W.; Shoemaker, D. P. (2003), **Experiments in Physical Chemistry**, 8th Edition, McGraw-Hill, New York

Additional Resources:

1. Moore, W.J. (1972), **Physical Chemistry**, 5th Edition, Longmans Green & Co. Ltd.
2. Glasstone, S. (1948), **Textbook of Physical Chemistry**, D. Van Nostrand company, NewYork.

Note: Examination scheme and mode shall be as prescribed by the Examination Branch, University of Delhi, from time to time.

DISCIPLINE SPECIFIC ELECTIVE COURSE – 13 (DSE-13): Research Methodology for Chemists

CREDIT DISTRIBUTION, ELIGIBILITY AND PRE-REQUISITES OF THE COURSE

Course title & Code	Credits	Credit distribution of the course			Eligibility criteria	Pre-requisite of the course (if any)
		Lecture	Tutorial	Practical/ Practice		
Research Methodology for Chemists (DSE-13)	04	03	--	01	Class 12 th with Physics, Chemistry	

Learning objectives

The objectives of this course are as follows:

- To make the students aware of fundamental but mandatory ethical practices in chemistry.
- To introduce the concept of data analysis.
- To learn to perform literature survey in different modes.
- To make the students aware of safety handling and safe storage of chemicals.
- To make students aware about plagiarism and how to avoid it.
- To teach the use of different e-resources.

Learning outcomes

By studying this course, students will be able to:

- Follow ethical practices in chemistry
- Do Data analysis
- Literature survey in different modes
- Use e-resources.
- Avoid plagiarism, understand the consequences and how to avoid

SYLLABUS OF DSE-13

UNIT – 1: Scope of Research

(Hours: 3)

Introduction, overview of research process: define research problem, review literature, formulate hypothesis, design research/experiment, collect and analyse data, interpret and report, scope and importance.

UNIT – 2: Literature Survey, Databases and Research metrics

(Hours: 15)

Print: Sources of information: Primary, secondary, tertiary sources; Journals: Journal abbreviations, Digital: Databases and their responsible use: Google Scholar, Web of science, Scopus, UGC INFONET, SciFinder, PubMed, ResearchGate, E-consortium, e-books; Search techniques: Phrase, Field, Boolean, Proximity, Concept, Limiting/Refining Search Results. Research metrics: Impact factor of Journal, h-index, i10 index, Altmetrics, Citation index. Author identifiers/or profiles: ORCID, Publons, Google Scholar, ResearchGate, VIDWAN

UNIT – 3: Communication in Science

(Hours: 12)

Types of technical documents: Full length research paper, book chapters, reviews, short communication, project proposal, Letters to editor, and thesis.

Thesis writing – different steps and software tools (Word processing, LaTeX, Chemdraw, Chems sketch etc) in the design and preparation of thesis, layout, structure (chapter plan) and language of typical reports, Illustrations and tables, bibliography, referencing: Styles (APA, Oxford etc), annotated bibliography, Citation management tools: Mendeley, Zotero and Endnote; footnotes. Oral presentation/posters – planning, software tools, creating and making effective presentation, use of visual aids, importance of effective communication, electronic manuscript submission, effective oral scientific communication and presentation skills.

UNIT – 4: Research and Publication ethics

(Hours: 9)

Scientific Conduct: Ethics with respect to science and research, Scientific Misconducts: falsification, fabrication and plagiarism, similarity index, software tools for finding plagiarism (Turnitin, Urkund etc), redundant duplications

Publication Ethics: Introduction, COPE (Committee on Publication Ethics) guidelines; conflicts of interest, publication misconduct: problems that lead to unethical behaviour and vice versa, types, violation of publication ethics, authorship and contributorship, predatory publishers and journals

IPR - Intellectual property rights and patent law, commercialization, copy right, royalty, trade related aspects of intellectual property rights (TRIPS)

UNIT – 5: Statistical analysis for chemists

(Hours:

6)

Types of data, data collection-Methods and tools, data processing, hypothesis testing, Normal and Binomial distribution, tests of significance: t-test, F-test, chi- square test, ANOVA, multiple range test, regression and correlation.

Features of data analysis with computers and softwares -Microsoft Excel, Origin, SPSS

Practical component

Credits: 01

(Laboratory periods:15 classes of 2 hours each)

1. Collection of journal articles on a particular topic using Google Scholar and creating a database.
2. Collection of journal articles on a particular topic using Science Direct and creating a database.
3. Collection of journal articles on a particular topic using Scopus and creating a database.
4. Drawing chemical structure, reactions and mechanisms using Chems sketch or ISIS draw or any other software.

5. Collection of chemical structure using ChemSpider and creating a database.
6. Curve fitting using freely available softwares/apps (any one)
7. Making of power point presentation
8. Experimental learning of safe storage hazardous chemicals
9. Experimental learning of handling of hazardous chemicals
10. Technical writing on topics assigned.
11. Demonstration for checking of plagiarism using recommended software

Essential/recommended readings:

1. Dean, J. R., Jones, A. M., Holmes, D., Reed, R., Weyers, J. & Jones, A. (2011) Practical skills in chemistry. 2nd Ed. Prentice-Hall, Harlow.
2. Hibbert, D. B. & Gooding, J. J. (2006) Data analysis for chemistry. Oxford University Press.
3. Topping, J. (1984) Errors of observation and their treatment. Fourth Ed., Chapman Hall, London.
4. Harris, D. C. Quantitative chemical analysis. 6th Ed., Freeman (2007) Chapters 3-5.
5. Levie, R. de, how to use Excel in analytical chemistry and in general scientific data analysis. Cambridge Univ. Press (2001) 487 pages.
6. Chemical safety matters – IUPAC – IPCS, Cambridge University Press, 1992.
OSU safety manual 1.01

**BSC. (LIFE SCIENCE)- CHEMISTRY COMPONENT
SEMESTER-IV**

DISCIPLINE SPECIFIC CORE COURSE CHEM-DSC -10: Chemistry- IV: Chemistry of Carboxylic Acids & their Derivatives, Amines and Heterocycles

CREDIT DISTRIBUTION, ELIGIBILITY AND PRE-REQUISITES OF THE COURSE

Course title & Code	Credits	Credit distribution of the course			Eligibility criteria	Pre-requisite of the course (if any)
		Lecture	Tutorial	Practical/ Practice		
Chemistry of Carboxylic Acids & their Derivatives, Amines and Heterocycles DSC-10: Chemistry- 04	04	02	-	02	Class 12th with Physics, Chemistry, Mathematics	

Learning Objectives

The Learning Objectives of this course are as follows:

- To introduce the basics of coordination chemistry and which are of immense importance to biological systems, qualitative and quantitative analysis, catalysis, medicines, paints and pigments etc.
- Nomenclature, isomerism, bonding in coordination compounds has been dealt with in sufficient detail along with special emphasis on important coordination compounds in the biological system.

Learning outcomes

By studying this course, students will be able to:

- Understand terms: ligand, denticity of ligands, chelate, coordination number.
- Systematically name coordination compounds.
- Discuss the various types of isomerism possible in Octahedral and Tetrahedral coordination compounds.
- Use Valence Bond Theory to predict the structure and magnetic behaviour of metal complexes and understand the terms inner and outer orbital complexes.
- Explain the meaning of the terms Δ_o , Δ_t , pairing energy, CFSE, high spin and low spin and how CFSE affects thermodynamic properties like lattice enthalpy and hydration enthalpy.
- Explain magnetic properties and colour of complexes on basis of Crystal Field Theory
- Understand reaction mechanisms of coordination compounds and differentiate between kinetic and thermodynamic stability.
- Discuss the application of coordination compounds in the biological systems such as Hemoglobin, myoglobin and some enzymes

Syllabus

Unit 1: Carboxylic acids and their Derivatives (aliphatic and aromatic) (Hours:13)

Preparation: Oxidation reactions of alcohols, aldehydes and ketones, Acidic and alkaline hydrolysis of esters; Reactions: Hell-Volhard Zelinsky reaction,

Carboxylic acid derivatives (aliphatic): Preparation: Acid chlorides, anhydrides, esters and amides from acids and their interconversion, Claisen condensation. Reactions: Relative reactivities of acid derivatives towards nucleophiles, Reformatsky reaction, Perkin condensation.

Active methylene compounds: Keto-enol tautomerism. Preparation and synthetic applications of ethyl acetoacetate

Unit 2: Amines (aliphatic & aromatic) and Diazonium Salts (Hours:10)

Amines

Preparation: from alkyl halides, Gabriel's Phthalimide synthesis, Hofmann Bromamide reaction. Reactions: Hofmann vs Saytzeff elimination, carbylamine test, Hinsberg test, reaction with HNO_2 , Schotten-Baumann reaction. Electrophilic substitution (case aniline): nitration, bromination, sulphonation; basicity of amines.

Diazonium salt

Preparation: from aromatic amines; Reactions: conversion to benzene, phenol and dyes.

Unit 3: Heterocyclic Compounds (Hours:07)

Introduction, classification, structure, nomenclature and uses. Preparation and properties of the following heterocyclic compounds with reference to electrophilic and nucleophilic substitution: furan, pyrrole, thiophene, and pyridine.

PRACTICALS:

Credits: 02

(Laboratory periods: 60)

1. Systematic qualitative analysis and preparation of suitable crystalline derivative (carboxylic acids, carbonyl, alcohols, phenols, amines (1° , 2° , 3°) and amides).
2. Preparation:
 - a. Acetylation of Aniline and Phenols.
 - b. Benzoylation of Aniline and phenols.

The above derivatives should be prepared using 0.5-1g of the organic compound. The solid samples must be collected and may be used for recrystallization and melting point.

References:

Theory:

1. Morrison, R. N.; Boyd, R. N. **Organic Chemistry**, Dorling Kindersley (India) Pvt. Ltd. (Pearson Education).
2. Finar, I. L. **Organic Chemistry** (Volume 1), Dorling Kindersley (India) Pvt. Ltd. (Pearson Education).
3. Ahluwalia, V.K.; Bhagat, P.; Aggarwal, R.; Chandra, R. (2005), **Intermediate for Organic Synthesis**, I.K. International.
4. Solomons, T. W. G.; Fryhle, C. B.; Snyder, S. A. (2016), **Organic Chemistry**, 12th Ed., Wiley.
5. Parashar, R.K., Negi, B. (2016) **Chemistry of Heterocyclic Compounds**, Ane Books Pvt Ltd.

Practical:

1. Ahluwalia, V.K.; Dhingra, S.; Gulati, A. (2005), **College Practical Chemistry**, University Press (India) Ltd.
2. Ahluwalia, V.K.; Dhingra, S. (2004), **Comprehensive Practical Organic Chemistry: Qualitative Analysis**, University Press.
3. Pasricha, S., Chaudhary, A. (2021), **Practical Organic Chemistry: Volume I**, I K International Publishing House Pvt. Ltd., New Delhi.
4. Pasricha, S., Chaudhary, A. (2021), **Practical Organic Chemistry: Volume II**, I K International Publishing House Pvt. Ltd., New Delhi.
5. Vogel, A.I. (1972), **Textbook of Practical Organic Chemistry**, Prentice-Hall.
6. Jeffery, G.H.; Bassett, J.; Mendham, J.; Denney, R.C. (1989), **Vogel's Textbook of Quantitative Chemical Analysis**, John Wiley and Sons.

Note: Examination scheme and mode shall be as prescribed by the Examination Branch, University of Delhi, from time to time.

**BSC. (LIFE SCIENCE)- CHEMISTRY COMPONENT
SEMESTER-V**

**DISCIPLINE SPECIFIC CORE COURSE CHEM-DSC -13: Chemistry- V: Coordination
Chemistry and its Application in Biological Systems**

CREDIT DISTRIBUTION, ELIGIBILITY AND PRE-REQUISITES OF THE COURSE

Course title & Code	Credits	Credit distribution of the course			Eligibility criteria	Pre-requisite of the course (if any)
		Lecture	Tutorial	Practical/ Practice		
Coordination Chemistry and its Application in Biological Systems DSC-13 Chemistry- 5	04	02	-	02	Class 12th with Physics, Chemistry, Mathematics	

Learning Objectives

The Learning Objectives of this course are as follows:

- To introduce the basics of coordination chemistry and which are of immense importance to biological systems, qualitative and quantitative analysis, catalysis, medicines, paints and pigments etc.
- Nomenclature, isomerism, bonding in coordination compounds has been dealt with in sufficient detail along with special emphasis on important coordination compounds in the biological system.

Learning outcomes

By studying this course, students will be able to:

- Understand terms: ligand, denticity of ligands, chelate, coordination number.
- Systematically name coordination compounds.
- Discuss the various types of isomerism possible in Octahedral and Tetrahedral coordination compounds.
- Use Valence Bond Theory to predict the structure and magnetic behaviour of metal complexes and understand the terms inner and outer orbital complexes.
- Explain the meaning of the terms Δ_o , Δ_t , pairing energy, CFSE, high spin and low spin and how CFSE affects thermodynamic properties like lattice enthalpy and hydration enthalpy.
- Explain magnetic properties and colour of complexes on basis of Crystal Field Theory

- Understand reaction mechanisms of coordination compounds and differentiate between kinetic and thermodynamic stability.
- Discuss the application of coordination compounds in the biological systems such as Haemoglobin, myoglobin and some enzymes

Syllabus

Unit 1: Introduction to Coordination Compounds (Hours: 6)

Brief discussion with examples of types of ligands, denticity and concept of chelate. IUPAC system of nomenclature of coordination compounds (mononuclear and binuclear) involving simple monodentate and bidentate ligands. Structural and stereoisomerism in complexes with coordination numbers 4 and 6.

Unit 2: Bonding in Coordination Compounds (Hours: 14)

Valence Bond Theory (VBT): Salient features of theory, concept of inner and outer orbital complexes, Drawbacks of VBT.

Crystal Field Theory: Splitting of d orbitals in octahedral symmetry. Crystal field effects for weak and strong fields, Crystal field stabilization energy (CFSE), concept of pairing energy, Factors affecting the magnitude of Δ , Spectrochemical series, Splitting of d orbitals in tetrahedral symmetry, Comparison of CFSE for octahedral and tetrahedral fields, tetragonal distortion of octahedral geometry, Jahn-Teller distortion.

Unit 3: Thermodynamic and Kinetic aspects of Metal Complexes (Hours: 6)

A brief outline of thermodynamic and kinetic stabilities of metal complexes and factors affecting the stability. Substitution reactions of square-planar complexes – Trans effect: cisplatin and transplatin.

Unit 4: Application of coordination compounds in biological systems (Hours: 4)

Haemoglobin, Myoglobin, carboxypeptidase, carbonic anhydrase

Practicals Component Credits: 02 (Laboratory periods: 60)

1. Estimation of Mg^{2+} by direct complexometric titrations using EDTA.
2. Estimation of Zn^{2+} by direct complexometric titrations using EDTA.
3. Estimation of Ca^{2+} by direct complexometric titrations using EDTA.
4. Estimation of Zn^{2+} in zinc tablet.
5. Estimation of Ca^{2+} in milk sample.
6. Estimation of total hardness of a given sample of water by complexometric titration.
7. Determination of the composition of the Fe^{3+} - salicylic acid complex / Fe^{2+} -1,10-phenanthroline complex in solution by Job's method
8. Determination of the composition of the Fe^{3+} - salicylic acid complex / Fe^{2+} -1,10-phenanthroline complex in solution by mole ratio method

9. Preparation of the following inorganic compounds:
 - a). Tetraamminecopper(II) sulphate
 - b). Potassium trioxalatoferrate(III) trihydrate
 - c). Chrome alum
10. Any suitable experiment (other than the listed ones) based upon complexation reactions.

References:

Theory:

9. Huheey, J.E.; Keiter, E.A., Keiter; R. L.; Medhi, O.K. (2009), **Inorganic Chemistry- Principles of Structure and Reactivity**, Pearson Education.
10. Shriver, D.D.; Atkins, P.; Langford, C.H. (1994), **Inorganic Chemistry** 2nd Ed., Oxford University Press.
11. Atkins, P.W.; Overton, T.L.; Rourke, J.P.; Weller, M.T.; Armstrong, F.A. (2010), **Inorganic Chemistry**, 5th Edition, W. H. Freeman and Company.
12. Cotton, F.A.; Wilkinson, G.; Gaus, P.L. **Basic Inorganic Chemistry**, 3rd Edition, Wiley India.
13. Douglas, B.E.; McDaniel, D.H.; Alexander, J.J. (1994), **Concepts and Models of Inorganic Chemistry**, John Wiley & Sons.
14. Greenwood, N.N.; Earnshaw, A. (1997), **Chemistry of the Elements**, 2nd Edition, Elsevier.
15. Lee, J.D.; (2010), **Concise Inorganic Chemistry**, Wiley India.
16. Sodhi G.S., Principles of Inorganic Chemistry, Third Edition, Viva Books, India.

Practicals:

1. Jeffery, G.H.; Bassett, J.; Mendham, J.; Denney, R.C. (1989), **Vogel's Textbook of Quantitative Chemical Analysis**, John Wiley and Sons.
2. Marr, G.; Rockett, B.W. (1972), **Practical Inorganic Chemistry**, Van Nostrand Reinhold.
3. Dua A, Manav N, **Practical Inorganic Chemistry**, (2017), Manakin Press.

Note: Examination scheme and mode shall be as prescribed by the Examination Branch, University of Delhi, from time to time.

BSC. (LIFE SCIENCE)- CHEMISTRY COMPONENT
SEMESTER-VI

DISCIPLINE SPECIFIC ELECTIVE COURSE CHEM-DSC 16: Chemistry- VI: Conductance, Electrochemistry and Chemical Kinetics

CREDIT DISTRIBUTION, ELIGIBILITY AND PRE-REQUISITES OF THE COURSE

Course title & Code	Credits	Credit distribution of the course			Eligibility criteria	Pre-requisite of the course (if any)
		Lecture	Tutorial	Practical/ Practice		
Conductance, Electrochemistry and Chemical Kinetics DSC-16: Chemistry- 6	04	02	-	02	Class XII with Science	

Learning Objectives

The Learning Objectives of this course are as follows:

- To develop basic understanding of electrolytic and galvanic cells.
- Measurement of conductance and its applications, measurement of emf and its applications.
- To understand reaction rate, order, activation energy and theories of reaction rates.

Learning outcomes

By studying this course, students will be able to:

- Explain the factors that affect conductance, migration of ions and application of conductance measurement.
- Understand the importance of Nernst equation, measurement of emf, calculations of thermodynamic properties and other parameters from the emf measurements.
- Understand rate law and rate of reaction, theories of reaction rates and catalysts; both chemical and enzymatic.

Syllabus

Unit 1: Conductance

(Hours: 8)

Conductivity, equivalent and molar conductivity and their variation with dilution for weak and

strong electrolytes, Kohlrausch Law of independent migration of ions, Ionic velocity, mobility and their determination, transference number and its relation to ionic mobility, Conductometric titrations (only acid-base).

Unit 2: Electrochemistry

(Hours: 12)

Concept of reversible and irreversible electrochemical cells, Standard hydrogen electrode, standard electrode potential, concept of EMF of a cell, measurement of EMF of a cell, Nernst equation and its importance, types of electrodes (Reference and inert electrodes), electrochemical series.

Thermodynamics of a reversible cell, calculation of thermodynamic properties: G, H and S from EMF data. Calculation of equilibrium constant from EMF data. pH determination using glass electrode, Potentiometric titrations-qualitative treatment (acid-base and oxidation-reduction only).

Unit 3: Chemical Kinetics and Catalysis

(Hours: 10)

The concept of reaction rates, effect of temperature, pressure, catalyst and other factors on reaction rates. Order and molecularity of a reaction, integrated rate equations for zero, first and second order reactions (derivation not required), half-life of a reaction, Concept of activation energy and its calculation from Arrhenius equation.

Catalysis: Types of catalyst, specificity and selectivity, generalized treatment of catalyzed reactions at solid surfaces. Enzyme catalysis, Michaelis-Menten mechanism, acid-base catalysis.

Practical Component:

Credits:02

Laboratory periods: 60

1. Determination of molar conductance, degree of dissociation and dissociation constant of a weak acid.
2. Perform the following conductometric titrations: Strong acid vs strong base.
3. Perform the following conductometric titrations: Weak acid vs strong base.
4. Determination of TDS of water from different sources.
5. Determination of Soil pH of soil collected from various locations.
6. Perform the potentiometric titrations of strong acid vs strong base
7. Perform the potentiometric titrations of Weak acid vs strong base.
8. Perform the potentiometric titrations of Potassium dichromate vs. Mohr's salt.
9. Perform the potentiometric titrations of KMnO_4 vs. Mohr's salt.
10. Study the kinetics of acid hydrolysis of methyl acetate with hydrochloric acid.

References:

Theory:

1. Castellan, G. W. (2004), **Physical Chemistry**, Narosa Publications.
2. Kapoor, K.L. (2015), **A Textbook of Physical Chemistry**, Vol.1, 6th Edition, McGraw Hill Education.
3. Kapoor, K.L. (2015), **A Textbook of Physical Chemistry**, Vol.5, 3rd Edition, McGraw Hill Education.
4. Puri, B.R., Sharma, L.R. and Pathania M.S. (2020), **Principles of Physical Chemistry**, Vishal Publishing Co.

Practical:

1. Khosla, B.D.; Garg, V.C.; Gulati, A. (2015), **Senior Practical Physical Chemistry**, R. Chand & Co.
2. Kapoor, K.L. (2019), **A Textbook of Physical Chemistry**, Vol 7, 1st Edition, McGraw Hill Education.
3. Batra, S.K., Kapoor, V and Gulati, S. (2017) 1st Edition, **Experiments in Physical Chemistry**, Book Age series.

Note: Examination scheme and mode shall be as prescribed by the Examination Branch, University of Delhi, from time to time.

POOL OF DISCIPLINE SPECIFIC ELECTIVES (DSEs)

SEMESTER III

DISCIPLINE SPECIFIC ELECTIVE COURSE CHEM-DSE -1: Chemistry of Major and Minor Biogenic Elements

CREDIT DISTRIBUTION, ELIGIBILITY AND PRE-REQUISITES OF THE COURSE

Course title & Code	Credits	Credit distribution of the course			Eligibility criteria	Pre-requisite of the course (if any)
		Lecture	Tutorial	Practical/ Practice		
Chem-DSE-1: Chemistry of Major and Minor Biogenic Elements	04	02	-	02	Class XII with Science	

Learning Objectives

The Learning Objectives of this course are as follows:

- To introduce learners to review periodic properties of main group elements and their role in the biological systems. It further discusses the patterns and trends exhibited by main group elements and their compounds with emphasis on synthesis, structure, bonding and their diverse applications in the environment, industry and in the biological system.
- To develop the interest of students in the frontier areas of inorganic and material chemistry, it gives an insight into how these compounds such as oxides of N and S affect our day-to-day life. Students learn about inorganic polymeric compounds borazine, silicates, silicones, phosphonitrilic compounds and their applications.

Learning outcomes

By studying this course, students will be able to:

- Understand the periodicity in atomic and ionic radii, electronegativity, ionization enthalpy, electron gain enthalpy of elements of the periodic table.
- Understand oxidation states with reference to the existence of elements in unusual and rare oxidation states in alkalides, carbides and nitrides.

- Understand vital role of sodium, potassium, calcium and magnesium ions etc. in biological systems and the role of oxides of N and S in our environment.
- Distribution of major and minor biogenic elements in human beings

Syllabus

Unit 1: Periodic Properties

(Hours: 6)

Electronic configurations of the atoms. Stability of half-filled and completely filled orbitals, the concept of exchange energy, inert pair effect.

General group trends of main group elements with special reference to size (atomic and ionic), Ionization Enthalpy, Electron Gain Enthalpy, Electronegativity, oxidation states (including rare oxidation states of alkali metals, carbides and nitrides), melting and boiling points, flame colour, metallic character and complex formation tendency (crown ethers and cryptates), Alkali metal solutions in liquid ammonia
Distribution of major and minor biogenic elements in human beings

Unit 2: Structure, Bonding and Properties

(Hours: 16)

Structure, bonding and properties: Acidic/Basic nature, stability, ionic/covalent nature, oxidation/reduction, hydrolysis, thermal stability of the following:

Hydrides: hydrides of Group 13 (only diborane), Group 14, Group 15 (EH_3 where E = N, P, As, Sb, Bi), Group 16 and Group 17.

Oxides: Oxides of nitrogen, phosphorus and sulphur

Oxoacids: oxoacids of phosphorus, sulphur and chlorine

Halides of phosphorus

Relevance of above compounds in industrial/environmental/biological systems wherever applicable

Unit 3: Preparation, Properties, Structure and Uses

(Hours: 8)

Preparation, properties, structure and uses of the following compounds: Borazine, Silicates, silicones, Phosphonitrilic halides $\{(\text{PNCl}_2)_n \text{ where } n = 3 \text{ and } 4\}$

Practicals

Credits:02

(Laboratory periods: 60)

Qualitative semi-micro analysis of mixtures containing 2 anions and 2 cations (preferably 7-8 mixtures). Emphasis should be given to the understanding of the chemistry of different reactions. The following radicals are suggested:

CO_3^{2-} , NO_2^- , S^{2-} , SO_3^{2-} , SO_4^{2-} , $\text{S}_2\text{O}_3^{2-}$, CH_3COO^- , F^- , Cl^- , Br^- , I^- , NO_3^- , BO_3^{3-} , $\text{C}_2\text{O}_4^{2-}$, PO_4^{3-} ,

NH_4^+ , K^+ , Pb^{2+} , Cu^{2+} , Cd^{2+} , Bi^{3+} , Sn^{2+} , Sb^{3+} , Fe^{3+} , Al^{3+} , Cr^{3+} , Zn^{2+} , Mn^{2+} , Co^{2+} , Ni^{2+} , Ba^{2+} , Sr^{2+} , Ca^{2+} , Mg^{2+}

The mixtures may contain combination of anions/one interfering anion.

Spot tests should be preferred wherever applicable.

References:

Theory:

1. Lee, J.D.; (2010), **Concise Inorganic Chemistry**, Wiley India.
2. Huheey, J.E.; Keiter, E.A.; Keiter; R. L.; Medhi, O.K. (2009), **Inorganic Chemistry- Principles of Structure and Reactivity**, Pearson Education.
3. Douglas, B.E.; McDaniel, D.H.; Alexander, J.J. (1994), **Concepts and Models of Inorganic Chemistry**, John Wiley & Sons.
4. Atkins, P.W.; Overton, T.L.; Rourke, J.P.; Weller, M.T.; Armstrong, F.A. (2010), **Shriver and Atkins Inorganic Chemistry**, 5th Edition, Oxford University Press.
5. Housecraft, E. H.; Sharpe, A.G. (2018), **Inorganic Chemistry**, 5th Edition, Pearson.

Practicals:

4. Vogel, A.I. (1972), **Qualitative Inorganic Analysis**, Longman.
5. Svehla, G. (1996), **Vogel's Qualitative Inorganic Analysis**, Prentice Hall.
6. Dua A, Manav N, **Practical Inorganic Chemistry**, (2017), Manakin Press.

Note: Examination scheme and mode shall be as prescribed by the Examination Branch, University of Delhi, from time to time.

**DISCIPLINE SPECIFIC ELECTIVE COURSE CHEM-DSE -2: Polynuclear Hydrocarbons,
Pharmaceutical Compounds,**

CREDIT DISTRIBUTION, ELIGIBILITY AND PRE-REQUISITES OF THE COURSE

Course title & Code	Credits	Credit distribution of the course			Eligibility criteria	Pre-requisite of the course (if any)
		Lecture	Tutorial	Practical/ Practice		
Chem-DSE-2: Polynuclear Hydrocarbons, Pharmaceutical Compounds, UV- Visible & IR Spectroscopy	04	02	-	02	Class XII with Science	

Learning Objectives

The Learning Objectives of this course are as follows:

- To introduce the chemistry and applications of polynuclear hydrocarbons and heterocyclic compounds.
- Introduction to spectroscopy, an important analytical tool which allows identification of organic compounds by correlating their spectra to structure.

Learning outcomes

By studying this course, students will be able to:

- Understand the fundamentals of polynuclear hydrocarbons and heterocyclic compounds through the study of methods of preparation, properties and chemical reactions with underlying mechanism.
- Gain insight into the basic fundamental principles of IR and UV-Vis spectroscopic techniques.
- Use basic theoretical principles underlying UV-visible and IR spectroscopy as a tool for functional group identification in organic molecules.

Syllabus

UNIT-1: Polynuclear Hydrocarbons

(Hours: 6)

Introduction, classification, uses, aromaticity of polynuclear compounds, Structure elucidation of naphthalene, preparation and properties of naphthalene and anthracene.

UNIT-2: Pharmaceutical Compounds

(Hours: 12)

Introduction, classification, general mode of action of antipyretics and analgesics, aspirin; Synthesis, uses and side effects of the following drugs:

Antipyretics - Paracetamol (with synthesis and mode of action); Analgesics- Ibuprofen (with synthesis and overview of the mode of action); Antimalarials - Chloroquine (synthesis and mode of action).

An elementary treatment of Antibiotics and detailed study of chloramphenicol including mode of action. Medicinal values of curcumin (haldi), azadirachtin (neem), vitamin C and antacid (ranitidine).

UNIT-3: UV-Vis and IR Spectroscopy

(Hours: 12)

UV-Vis and IR Spectroscopy and their application to simple organic molecules. Electromagnetic radiations and their properties; double bond equivalence and hydrogen deficiency. UV-Vis spectroscopy (electronic spectroscopy): General electronic transitions, λ_{\max} & ϵ_{\max} , chromophores & auxochromes, bathochromic & hypsochromic shifts. Application of Woodward rules for the calculation of λ_{\max} for the following systems: conjugated dienes - alicyclic, homoannular and heteroannular; α , β -unsaturated aldehydes and ketones, charge transfer complex.

Infrared (IR) Spectroscopy: Infrared radiation and types of molecular vibrations, the significance of functional group & fingerprint region. IR spectra of alkanes, alkenes, aromatic hydrocarbons (effect of conjugation and resonance on IR absorptions), simple alcohols (inter and intramolecular hydrogen bonding and IR absorptions), phenol, carbonyl compounds, carboxylic acids and their derivatives (effect of substitution on $>C=O$ stretching absorptions).

Practical component

Credit:02

(Laboratory periods: 15 classes of 4 hours each)

1. Isolation and estimation of the amount of aspirin in a commercial tablet.
2. Preparation of Aspirin.
3. Synthesis of ibuprofen.
4. Systematic qualitative identification and derivative preparation of organic compounds (Aromatic hydrocarbons, Aryl halides)
5. Detection of simple functional groups through examination of IR spectra (spectra to be provided). IR spectra of simple compounds like phenols, aldehydes, ketones, carboxylic acids may be given.
6. Differentiation between o-/p-hydroxybenzaldehyde by IR spectroscopy (Spectra to be provided).
7. Differentiation between benzoic acid and cinnamic acid by UV spectroscopy.
8. Diel's Alder reaction using Anthracene and Maleic anhydride.
9. Partial Reduction of m-dinitrobenzene to m-nitroaniline and then analysing the IR spectra of reactant and Product.
10. Laboratory preparation of Paracetamol.

References:

Theory:

1. Finar, I. L. **Organic Chemistry** (Volume 1 & 2), Dorling Kindersley (India) Pvt. Ltd. (Pearson Education).
2. Morrison, R. N.; Boyd, R. N. **Organic Chemistry**, Dorling Kindersley (India) Pvt. Ltd. (Pearson Education).
3. Bahl, A; Bahl, B. S. (2012), **Advanced Organic Chemistry**, S. Chand.

4. Pavia, D.L. **Introduction to Spectroscopy**, Cengage learning (India) Pvt. Ltd.
2. Kemp, W. (1991), **Organic Spectroscopy**, Palgrave Macmillan.

Practicals:

1. Ahluwalia, V.K.; Dhingra, S.; Gulati, A. (2005), **College Practical Chemistry**, University Press (India) Ltd.
2. Ahluwalia, V.K.; Dhingra, S. (2004), **Comprehensive Practical Organic Chemistry: Qualitative Analysis**, University Press.
3. Vogel, A.I. (1972), **Textbook of Practical Organic Chemistry**, Prentice-Hall.
4. Pasricha, S., Chaudhary, A. (2021), **Practical Organic Chemistry: Volume I**, I K International Publishing House Pvt. Ltd., New Delhi.
5. Pasricha, S., Chaudhary, A. (2021), **Practical Organic Chemistry: Volume I**, I K International Publishing House Pvt. Ltd., New Delhi.

Note: Examination scheme and mode shall be as prescribed by the Examination Branch, University of Delhi, from time to time.

DISCIPLINE SPECIFIC ELECTIVE COURSE CHEM-DSE 3: Chemistry of Colloids and Adsorption

CREDIT DISTRIBUTION, ELIGIBILITY AND PRE-REQUISITES OF THE COURSE

Course title & Code	Credits	Credit distribution of the course			Eligibility criteria	Pre-requisite of the course (if any)
		Lecture	Tutorial	Practical/ Practice		
Chem-DSE 3: Chemistry of Colloids and Adsorption	04	02	-	02	Class XII with Science	

Learning Objectives

The Learning Objectives of this course are as follows:

- To develop basic concepts of colloids and colloidal phenomenon.
- Preparation and characterization of sols, understanding about applications of colloid in food, petroleum and cosmetic industry.
- Basic understanding of adsorption, types of adsorption, chemistry of adsorption and its applications.

Learning outcomes

By studying this course, students will be able to:

- Understand colloid solutions, preparation of sols.
- Understand the concept of Electrical double layer, charge on colloidal particles.
- Characterize the colloids sols, learn colloid phenomenon like Tyndall effect, Brownian movement, electrophoresis, dialysis, coagulation and flocculation.
- Understand adsorption, types of adsorption. Characteristics, factors affecting adsorption and its applications

Syllabus

Unit 1: Colloidal State

(Hours: 8)

Distinction among true solutions, colloids and suspensions, components of Colloids, classification of colloids - lyophilic, lyophobic; Preparation methods and properties of lyophobic solutions, Hydrophile-lyophile balance (HLB), multi molecular, macromolecular and associated colloids (micelles formation), Schulze -Hardy law.

Unit 2: Preparation and properties of colloids

(Hours: 14) Methods

of preparation of colloids, Tyndall effect, Brownian movement, coagulation and flocculation; electrophoresis, dialysis.

Emulsification by surfactants, selection of surfactants as emulsifying agent, colloidal phenomenon in food chemistry, Protein based functional colloids.

UNIT 3: Surface Chemistry

(Hours: 8)

Adsorption, Distinction between adsorption and absorption, Types of Adsorption, Physisorption and chemisorption and their characteristics, factors affecting adsorption of gases on solids - Freundlich and Langmuir adsorption isotherms, Adsorption from solutions. Applications of Adsorption phenomenon in living systems.

Practical component

Credits: 02

(Laboratory periods: 60)

7. Preparation of Colloidal Sols of following
 - a. Egg Albumin
 - b. Starch /Gum
 - c. Ferric chloride
 - d. Aluminum hydroxide
 - e. Antimony Sulphide
8. To find out the precipitation values of Antimony Sulphide sol by using monovalent, bivalent and trivalent cations.
9. To verify the Schulze -Hardy law.
10. To verify the Freundlich's Adsorption isotherms.
11. Study of adsorption of HAc on charcoal and prove the validity of Langmuir's adsorption isotherms
12. Study of adsorption of Oxalic acid on charcoal and prove the validity of Langmuir's adsorption isotherms.

References:

Theory:

7. Puri B. R., Sharma L. R. and Pathania M.S., (2020) Principles of Physical Chemistry, Vishal Publishing Co. Jalandhar, Punjab, India.
8. Kapoor K L, **Text Book of Physical Chemistry, Vol. 4**, McGraw Hill Education (India) Private Limited, Chennai, India.
9. Evans D F and Wennerström's, **The Colloidal Domain**, Second Edition, John Wiley & Sons Inc.
10. Adamson A. W. and Gast A., **Physical Chemistry of Surfaces** (Main text) Sixth Edition, John Wiley & Sons Inc.
11. Berg J. C., **An Introduction to Interfaces and Colloids**, World Scientific Publishing Co., Inc. New Jersey.
12. Israelachvili J. N., **Intermolecular and Surface Forces**, Elsevier Inc.

Practical:

3. Giri, S; Bajpai, D.N.; Pandey, O.P. **Practical Chemistry**, S. Chand Limited.
4. Khosla, B.D.; Garg, V.C.; Gulati, A.(2015), **Senior Practical Physical Chemistry**, R. Chand & Co.

Note: Examination scheme and mode shall be as prescribed by the Examination Branch, University of Delhi, from time to time.

DISCIPLINE SPECIFIC ELECTIVE COURSE CHEM-DSE -4: Acids & Bases and Aqueous Chemistry of Metal Ions

CREDIT DISTRIBUTION, ELIGIBILITY AND PRE-REQUISITES OF THE COURSE

Course title & Code	Credits	Credit distribution of the course			Eligibility criteria	Pre-requisite of the course (if any)
		Lecture	Tutorial	Practical/ Practice		
Chem-DSE-4: Acids & Bases and Aqueous Chemistry of Metal Ions	04	02	-	02	Class XII with Science	

Learning Objectives

The Learning Objectives of this course are as follows:

- To provide basic understanding of the various concepts of acids and bases and Buffers to students and the factors responsible for variable acid and bases strength. This will help the learner to understand the importance of pH maintenance for a large number of biological processes especially enzyme systems.
- The unit of Aqueous Chemistry of metal ions provides an insight into the types of reactions a metal ion undergoes in aqueous medium- hydration, hydrolysis, redox, complexation, precipitation. The knowledge of these let a learner ascertain the feasibility of a proposed reaction and also to predict the possible outcomes of a new reaction. This additionally equips a biology student to understand different biological processes involving metal ions in a better way.

Learning outcomes

By studying this course, students will be able to:

- Define the Arrhenius, Bronsted Lowry, Lewis and Hard & soft acids and bases.
- Distinguish one class of acids and bases from the other and will be able to classify different types of available acids (synthetic and natural) under these classes.
- Understand the parameters affecting the relative strength of acids and bases and the effect of solvent on them.
- Explain the effect of mixing a strong/weak acid with a weak/strong base and will be able to calculate the pH of buffers.
- Correlate the concepts of acids and bases to the biological processes, the importance of pH and the buffers in sustaining specific metabolic activities.
- Explain the behavior of metal ions in aqueous solutions in presence of other reagents

- Differentiate between solvation and solvolysis and explain the formation of oxo ions as a result of hydrolysis.
- Write the redox reactions involving metal ions, use the Nernst equation to calculate redox potentials and correlate them with the relative oxidizing/reducing strength of metal ions
- Explain the successive reduction or oxidation of a metal ion capable of displaying more than two oxidation states and hence predict the spontaneity of a redox reaction
- Explain the disproportionation of an oxidation state and the stability of an oxidation state in aqueous medium by comparing the redox potentials with that of water at different pH.
- Explain the chemistry involved in the quantitative chemical analysis involving redox reactions like redox titrations.
- Explain the formation of metal complexes based on two different modes of ligand metal interaction.
- Understand the importance of complexation process in stabilizing some oxidation states more than the other.
- Write the reactions involving the precipitation of metal ions, and predict the relative precipitations based on solubility products.
- Explain the identification and separation of metal ions in a mixture based on difference in precipitation behavior of metal ions.
- Correlate the redox, complexation and precipitation behavior of metal ions in aqueous medium to the role of metal ions and metalloproteins in biological systems.

Syllabus

Unit 1: Acids & Bases

(Hours: 10)

Concepts: Arrhenius, Bronsted-Lowry (aqua, hydroxo, oxo), Lewis acids and bases, Hard and Soft acids and bases.

Strength of Acids and Bases: factors affecting relative strength of acids and bases, solvent levelling, superacids and superbases.

Buffers ($\text{NH}_4\text{OH}/\text{NH}_4\text{Cl}$, NaOAc/HOAc , boric acid and borate, Phosphate buffers, Universal Buffer), buffer capacity, calculation of pH of buffer solutions, pH calculation using Handerson-Hasselbalch equation, Applications of Acids & Bases and buffers in biological processes

Unit 2: Aqueous Chemistry of Metal ions

(Hours: 20)

Solvation effects on metal ions, oxocations and oxoanions

Redox reactions: Half reactions, balancing of redox reactions, Nernst equation, standard potentials and spontaneity, trends in standard potentials, electrochemical series

Redox stability of species in aqueous solutions (influence of pH, effect of solvation, redox reaction with water, disproportionation)

Diagrammatic presentation of potential data: Latimer diagrams, Frost diagrams and Pourbaix diagrams their significance

Applications of redox reactions in quantitative analysis: permanganate, dichromate & iodine titrations

Examples of Redox reactions in biological processes

Complexation behaviour of metal ions: Lewis acid – base type (d block), electrostatic interactions based (s block elements with crown ethers and cryptates), stabilisation of oxidation states by complexation (Cu(I), Mn(III)),

Applications of complexes in biological systems with special mention of metalloenzymes.

Precipitation: Insoluble salts with anions like S^{2-} , SO_4^{2-} , PO_4^{3-} , halides, OH^- , $C_2O_4^{2-}$, CO_3^{2-} and their application in metal ions analysis.

Practical Component:

Credits:02

(Laboratory periods: 60)

1. Preparation of Potassium trioxalatochromate(III).
2. Preparation of Potassium trisoxalatomanganate(III).
3. Preparation of acetylacetonato complexes of
 - a). Cu(II)
 - b). Fe(III)
4. Determination of strength of oxalate ions and oxalic acid in a mixture titrimetrically.
5. Determination of available chlorine in bleaching powder iodometrically.
6. Preparation of a phosphate buffer solution and measurement of its pH using pHmeter.
7. Determination of buffer capacity of phosphate buffer.
8. Determination of strength of chloride ions argentometrically
 - a). Volhard's Method
 - b). Fajan's Method
 - c). Mohr's Method
9. pHmetric titration of a strong acid with a strong base.
10. Any suitable experiment other than the listed ones.

References:

Theory:

1. Shriver, D.D.; Atkins, P.; Langford, C.H. (1994), **Inorganic Chemistry** 2nd Ed., Oxford University Press.
2. Atkins, P.W.; Overton, T.L.; Rourke, J.P.; Weller, M.T.; Armstrong, F.A. (2010), **Inorganic Chemistry**, 5th Edition, W. H. Freeman and Company.
3. Lee, J.D.; (2010), **Concise Inorganic Chemistry**, Wiley India.
4. Miessler, G. L. (2008). **Inorganic chemistry**. Pearson Education India.
5. Sharpe, A. G. (1992). **Inorganic chemistry**. Longman Publishing Group.
6. Lehninger, A. L., Nelson, D. L., Cox, M. M., & Cox, M. M. (2005). **Lehninger principles of biochemistry**. Macmillan India.
7. Svehla, G. (2008). **Vogel's qualitative inorganic analysis**, 7/e. Pearson Education India.

Practicals:

1. Jeffery, G.H.; Bassett, J.; Mendham, J.; Denney, R.C. (1989), Vogel's **Textbook of Quantitative Chemical Analysis**, John Wiley and Sons.

Note: Examination scheme and mode shall be as prescribed by the Examination Branch, University of Delhi, from time to time.

DISCIPLINE SPECIFIC ELECTIVE COURSE CHEM-DSE 5 Biomolecule-I

CREDIT DISTRIBUTION, ELIGIBILITY AND PRE-REQUISITES OF THE COURSE

Course title & Code	Credits	Credit distribution of the course			Eligibility criteria	Pre-requisite of the course (if any)
		Lecture	Tutorial	Practical/ Practice		
Chem-DSE 5: Biomolecules-I	04	02	-	02	Class XII with Science	

Learning Objectives

The Learning Objectives of this course are as follows:

- To understand the process of converting knowledge of chemistry into marketable products for commercial gain.
- To teach students about important biomolecules essential to life processes.
- 2. To discuss aspects of the principles of organic chemistry in the structure and function of important biomolecules.

Learning outcomes

By studying this course, students will be able to:

- Learn about the chemistry of natural and synthetic polymers including fabrics and rubbers.
- Understand the chemistry of biodegradable and conducting polymers and appreciate the need of biodegradable polymers with emphasis on basic principles.
- Comprehend the theory of colour and constitution as well as the chemistry of dyeing.
- Know applications of various types of dyes including those in foods and textiles.
- Understand the chemistry and applications of natural products like terpenoids and alkaloids.

Syllabus

Unit 1: Chemistry of Carbohydrates

(Hours:10)

Classification of carbohydrates, reducing and non-reducing sugars, biological functions, general properties

and reactions of glucose and fructose, their open chain structure, epimers, mutarotation and anomers, reactions of monosaccharides, determination of the configuration of glucose (Fischer proof), the cyclic structure of glucose. Haworth projections. The cyclic structure of fructose. The linkage between monosaccharides: structure of disaccharides (sucrose, maltose, lactose) and polysaccharides (starch and cellulose) excluding their structure elucidation.

Unit 2: Nucleosides, Nucleotides and Nucleic Acids

(Hours:10)

Components of Nucleic acids: Adenine, guanine, thymine, cytosine and uracil (structure only), other components of nucleic acids, nucleosides and nucleotides (nomenclature), structure of polynucleotides; structure of DNA (Watson-Crick model) and RNA (types of RNA), difference between DNA and RNA, genetic code, biological roles of DNA and RNA: replication, transcription and translation.

Unit-3: Lipids

(Hours:10)

Introduction to oils and fats; common fatty acids present in oils and fats, Hydrogenation of fats and oils, Saponification value, acid value, iodine number. Reversion and rancidity.

Lipids: Classification. Biological importance of triglycerides and phosphoglycerides and cholesterol; Lipid membrane, Liposomes and their biological functions and underlying applications. Lipoproteins.

Properties, functions and biochemical functions of steroid hormones.

PRACTICALS:

Credits: 02

(Laboratory periods: 60)

1. Preparation of osazone of glucose, fructose and Maltose (Comparing the time of formation of the two and the shape of crystals using microscope).
2. Identification of given carbohydrates as
 - a. Reducing and Non-reducing
 - b. Monosaccharide and Disaccharide
 - c. Aldose and Ketose
3. Estimation of glucose by Fehling's solution.
4. Determination of the iodine number of oil.
5. Determination of the saponification number of oil.
6. Identification and separation of mixture of sugars by paper chromatography.
7. Isolation of DNA from cauliflower/ onion.
8. Determination of total sugar content by ferricyanide method (volumetric/colorimetric method).

References:

Theory

1. Finar, I. L. **Organic Chemistry** (Volume 1 & 2), Dorling Kindersley (India) Pvt. Ltd. (Pearson Education).
2. Morrison, R. N.; Boyd, R. N. **Organic Chemistry**, Dorling Kindersley (India) Pvt. Ltd. (Pearson Education).
3. Berg, J. M.; Tymoczko, J. L.; Stryer, L. (2002), **Biochemistry**, W. H. Freeman.
4. Devlin, T.M. (2010), **Textbook of Biochemistry with Clinical Correlation**, Wiley.
5. Satyanarayana, U.; Chakrapani, U. (2017), **Fundamentals of Biochemistry**, Books and Allied (P) Ltd.
6. Lehninger, A.L; Nelson, D.L; Cox, M.M. (2009), **Principles of Biochemistry**, W. H. Freeman.

Practical:

1. Dean, J.R.; Jones, A.M.; Holmes, D.; Reed, R.; Jones, A.Weyers, J. (2011), **Practical skills in chemistry**, Prentice-Hall.
2. Wilson, K.; Walker, J. (2000), **Principles and techniques of practical biochemistry**, Cambridge University Press.
3. Gowenlock. A.H. (1988), **Varley's Practical Clinical Biochemistry**, CRC Press.
4. Pasricha, S., Chaudhary, A. (2021), **Practical Organic Chemistry: Volume II**, I K International Publishing House Pvt. Ltd., New Delhi.

Note: Examination scheme and mode shall be as prescribed by the Examination Branch, University of Delhi, from time to time.

DISCIPLINE SPECIFIC ELECTIVE COURSE CHEM-DSE -6 Quantum Chemistry and Spectroscopy

CREDIT DISTRIBUTION, ELIGIBILITY AND PRE-REQUISITES OF THE COURSE

Course title & Code	Credits	Credit distribution of the course			Eligibility criteria	Pre-requisite of the course (if any)
		Lecture	Tutorial	Practical/ Practice		
Chem-DSE 6: Quantum Chemistry and Spectroscopy	04	02	--	02	Class 12th with Physics, Chemistry, Mathematics	NA

Learning Objectives

The Learning Objectives of this course are as follows:

- To introduce the concepts and methodology of quantum mechanics
- Application of Quantum chemistry to spectroscopy
- To establish the relation between structure determination and spectra.

Learning outcomes

By studying this course, students will be able to:

- Understand basic principles of quantum mechanics: operators, eigen values, averages, probability distributions.
- Understand and use basic concepts of microwave, IR and UV-VIS spectroscopy for interpretation of spectra.

Syllabus

Unit 1: Quantum Chemistry

(Hours: 16)

Postulates of quantum mechanics, quantum mechanical operators.

Schrodinger equation and its application to free particle and particle in a 1-D box (complete solution), quantization, normalization of wave functions, concept of zero-point energy.

Qualitative treatment of H and H like atoms. Setting up of Schrodinger equation for many electron atoms.

Rotational Motion: Schrödinger equation of a rigid rotator and brief discussion of its results (solution not required). Quantization of rotational energy levels.

Vibrational Motion: Schrödinger equation of a linear harmonic oscillator and brief discussion of its results (solution not required). Quantization of vibrational energy levels.

Unit 2: Spectroscopy

(Hours: 14)

Electromagnetic radiation and its interaction with matter. Lambert-Beer's law, Jablonski's diagram. Florescence and Phosphorescence.

Difference between atomic and molecular spectra. Born- Oppenheimer approximation: Separation of molecular energies into translational, rotational, vibrational and electronic components.

Microwave Spectroscopy: Microwave (pure rotational) spectra of diatomic molecules. Selection rules.

Structural information derived from rotational spectroscopy.

IR Spectroscopy: Selection rules, IR spectra of diatomic molecules. Structural information derived from vibrational spectra. Effect of hydrogen bonding (inter- and intramolecular) and substitution on vibrational frequencies.

Electronic Spectroscopy: Electronic excited states. Free electron model and its application to electronicspectra of polyenes. chromophores, auxochromes, bathochromic and hypsochromic shifts.

Practical component

Credits:02

(Laboratory periods: 60)

UV/Visible spectroscopy

10. Study the 200-500 nm absorbance spectra of KMnO_4 and $\text{K}_2\text{Cr}_2\text{O}_7$ (in 0.1 M H_2SO_4) and determine the λ_{max} values. Calculate the energies of the two transitions in different units (J molecule^{-1} , kJ mol^{-1} , cm^{-1} , eV).
11. Study the pH-dependence of the UV-Vis spectrum (200-500 nm) of $\text{K}_2\text{Cr}_2\text{O}_7$
12. Record the 200-350 nm UV spectra of the given compounds (acetone, acetaldehyde, 2-propanol, acetic acid) in water. Comment on the effect of structure on the UV spectra of organic compounds.

Colorimetry

13. Verify Lambert-Beer's law and determine the concentration of CuSO_4 / KMnO_4 / $\text{K}_2\text{Cr}_2\text{O}_7$ / CoCl_2 in a solution of unknown concentration
14. Determine the concentrations of KMnO_4 and $\text{K}_2\text{Cr}_2\text{O}_7$ in a mixture.
15. Study the kinetics of iodination of propanone in acidic medium.
16. Determine the amount of iron present in a sample using 1, 10-phenanthroline.
17. Determine the dissociation constant of an indicator (phenolphthalein).
18. Study the kinetics of interaction of crystal violet/ phenolphthalein with sodium hydroxide.

References:

Theory:

1. Banwell, C.N.; McCash, E.M.(2006), **Fundamentals of Molecular Spectroscopy**, Tata McGraw- Hill.
2. Kapoor, K.L.(2015), **A Textbook of Physical Chemistry**, McGraw Hill Education, ,Vol 4, 5th Edition, McGraw Hill Education.
3. McQuarrie, D.A.(2016), **Quantum Chemistry**, Viva Books.
4. Chandra, A. K.(2001), **Introductory Quantum Chemistry**, Tata McGraw-Hill.
5. Dua A and Tyagi P, **Molecular Spectroscopy: Quantum to Spectrum**, (2022) Atlantic Publishers & Distributors Pvt Ltd.
6. Dua A, Singh C, **Quantum Chemistry: Classical to Computational** (2015) ManakinPress.

Practical:

4. Khosla, B.D.; Garg, V.C.; Gulati, A. (2015), **Senior Practical Physical Chemistry**, R. Chand & Co, New Delhi.
5. Kapoor, K.L. (2019), **A Textbook of Physical Chemistry**, Vol.7, 1st Edition, McGraw Hill Education.
6. Garland, C. W.; Nibler, J. W.; Shoemaker, D. P.(2003), **Experiments in Physical Chemistry**, 8th Edition, McGraw-Hill, New York.

Additional Resources:

3. Castellan, G. W. (2004), **Physical Chemistry**, Narosa.
4. Petrucci, R. H.(1989), **General Chemistry: Principles and Applications**, Macmillan Publishing

Note: Examination scheme and mode shall be as prescribed by the Examination Branch, University of Delhi, from time to time.

DISCIPLINE SPECIFIC ELECTIVE COURSE CHEM-DSE -7: Analytical Methods in Chemistry

CREDIT DISTRIBUTION, ELIGIBILITY AND PRE-REQUISITES OF THE COURSE

Course title & Code	Credits	Credit distribution of the course			Eligibility criteria	Pre-requisite of the course (if any)
		Lecture	Tutorial	Practical/ Practice		
Chem-DSE-7: Analytical Methods in Chemistry	04	02	-	02	Class XII with Science	

Learning Objectives

The Learning Objectives of this course are as follows:

- To familiarize students with the concepts of sampling, errors in analysis, accuracy, precision and introduce basics of statistical analysis. The course introduces students to important instrumentation and separation techniques routinely used in the laboratory analysis of biological samples.
- To expose students to instrumentation in the practical and they learn to detect and separate analytes in a mixture.

Learning outcomes

By studying this course, students will be able to:

- Understand various sources of errors in chemical analysis.
- Learn about methods to minimize error.
- Understand basic principle of instrumentation (Flame Photometer, UV-vis spectrophotometer, Atomic Absorption spectrophotometer).
- Apply the principles of analysis and instrumentation to analyse soil samples, soft drinks and synthetic mixtures provided in the laboratory.
- Learn basic principles of separation techniques (chromatography and solvent extraction) and apply them to separate mixtures.
- Understand principles of Gravimetric analysis and apply them in determination of Ni^{2+} and Al^{3+}
- Analyse samples independently in the laboratory.

Syllabus

Unit I: Errors in Chemical Analysis

(Hours: 8)

Types of errors, Accuracy and Precision, Absolute and relative uncertainty, propagation of uncertainty. The Gaussian distribution, mean and standard deviation, confidence intervals.

Unit 2: Optical Methods of Analysis

(Hours: 10)

Origin of spectra, interaction of radiation with matter, fundamental laws of spectroscopy and selection rules, Beer's-Lambert Law.

UV-Visible Spectrophotometry: Basic principles of instrumentation for single and double beam instruments. Determination of concentration of unknown compounds, composition of metal complexes using Job's method of continuous variation and mole ratio method.

Flame Atomic Absorption and Emission Spectroscopy: Basic principles of instrumentation. Techniques of atomization and sample introduction; Method of background correction, sources of chemical interferences and their method of removal.

Application of these techniques in analysis of biological samples.

Unit 3: Separation Techniques

(12 Hours)

Solvent extraction: Classification, principle and efficiency of the technique. Mechanism of extraction: extraction by solvation and chelation. Technique of extraction: batch, continuous and counter current extractions.

Chromatography: Principles of Chromatographic separations, Classification of Chromatographic techniques, Thin Layer Chromatography, Column Chromatography, efficiency of separation (Resolution, Efficiency of Resolution, Plate Height)

Application of these techniques in analysis of biological samples.

Practical Component

Credits: 02

(Laboratory periods: 60)

1. Analysis of soil.
 - (a) Determination of pH of soil, Total soluble salts, carbonate and bicarbonate, calcium and magnesium by titration.
 - (b) Estimation of Potassium, calcium and magnesium by flame photometry.
2. Separation of constituents of leaf pigments by thin layer chromatography.
3. Determination of the ion exchange capacity of an anion exchange resin.
4. Determination of the ion exchange capacity of a cation exchange resin.
5. Separation of amino acids by ion exchange chromatography.
6. Spectrophotometric analysis of Co^{2+} and Ni^{2+} ions in a mixture.
7. Spectrophotometric analysis of Caffeine and Benzoic acid in a soft drink
8. Gravimetric estimation of Ni^{2+} using Dimethylglyoxime.
9. Gravimetric estimation of Al^{3+} using oxine.
10. Any suitable experiment (other than the listed ones) based upon analytical techniques discussed in theory section.

References:

Theory:

1. Willard, H.H. (1988), **Instrumental Methods of Analysis**, 7th Edition, Wardsworth Publishing Company.
2. Christian, G.D. (2004), **Analytical Chemistry**, 6th Edition, John Wiley & Sons, New York.
3. Harris, D. C. (2007), **Quantitative Chemical Analysis**, 6th Edition, Freeman.
4. Skoog, D.A.; Holler F.J.; Nieman, T.A. (2005), **Principles of Instrumental Analysis**, Thomson Asia Pvt. Ltd.
5. Jeffery, G.H.; Bassett, J.; Mendham, J.; Denney, R.C. (1989), **Vogel's Textbook of Quantitative Chemical Analysis**, John Wiley and Sons.

Practical:

1. Jeffery, G.H.; Bassett, J.; Mendham, J.; Denney, R.C. (1989), **Vogel's Textbook of Quantitative Chemical Analysis**, John Wiley and Sons.
2. Marr, G.; Rockett, B. W. (1972), **Practical Inorganic Chemistry**, Van Nostrand Reinhold.

Note: Examination scheme and mode shall be as prescribed by the Examination Branch, University of Delhi, from time to time.

DISCIPLINE SPECIFIC ELECTIVE COURSE CHEM-DSE 8: Biomolecule-II

CREDIT DISTRIBUTION, ELIGIBILITY AND PRE-REQUISITES OF THE COURSE

Course title & Code	Credits	Credit distribution of the course			Eligibility criteria	Pre-requisite of the course (if any)
		Lecture	Tutorial	Practical/ Practice		
Chem-DSE 8: Biomolecules-II	04	02	-	02	Class XII with Science	

Learning Objectives

The Learning Objectives of this course are as follows:

- To understand the process of converting knowledge of chemistry into marketable products for commercial gain.
- To teach students about important biomolecules essential to life processes.
- 2. To discuss aspects of the principles of organic chemistry in the structure and function of important biomolecules.

Learning outcomes

By studying this course, students will be able to:

- Learn about the chemistry of natural and synthetic polymers including fabrics and rubbers.
- Understand the chemistry of biodegradable and conducting polymers and appreciate the need of biodegradable polymers with emphasis on basic principles.
- Comprehend the theory of colour and constitution as well as the chemistry of dyeing.
- Know applications of various types of dyes including those in foods and textiles.
- Understand the chemistry and applications of natural products like terpenoids and alkaloids.

Syllabus

Unit 1: Amino acids, Peptides & Proteins

(Lecture : 12)

Amino Acids and Peptides -Zwitterion, isoelectric point and electrophoresis. Preparation of amino acids: Strecker synthesis and using Gabriel's phthalimide synthesis. Reactions of amino acids: ester of $-\text{COOH}$ group, acetylation of $-\text{NH}_2$ group, complexation with Cu^{2+} ions, ninhydrin test.

Determination of the primary structure of peptides by degradation Edman degradation (N-terminal) and C-terminal (thiohydantoin and with carboxypeptidase enzyme).

Synthesis of simple peptides (up to dipeptides) by N-protection (*t*-butyloxycarbonyl and phthaloyl) & C-activating groups and Merrifield solid-phase synthesis. An Overview of primary, secondary, tertiary and quaternary structure of proteins.

UNIT 2 : Enzymes

(Hours: 08)

Classification of enzymes and their uses (mention ribozymes). Mechanism of enzyme action, factors affecting enzyme action, coenzymes and cofactors and their role in biological reactions, specificity of enzyme action (including stereo-specificity), enzyme inhibitors and their importance, and the phenomenon of inhibition (competitive and non-competitive inhibition including allosteric inhibition). Drug action-receptor theory. Structure – activity relationships of drug molecules, binding role of –OH group, –NH₂ group, double bond and aromatic ring.

Unit 3: Concept of Energy in Biosystems

(Hours: 10)

Cells obtain energy by the oxidation of foodstuff (organic molecules). Introduction to metabolism (catabolism, anabolism). ATP: The universal currency of cellular energy, ATP hydrolysis and free energy change. Agents for transfer of electrons in biological redox systems: NAD⁺, FAD. Conversion of food to energy: Outline of catabolic pathways of carbohydrate-glycolysis, fermentation, Krebs cycle. The caloric value of food, the standard caloric content of food types.

PRACTICALS:

Credits: 02

(Laboratory periods: 60)

1. Qualitative tests for amino acids and proteins.
2. Separation and identification of mixture of amino acids by paper chromatography.
3. Study of the action of salivary amylase on starch under optimum conditions and determine the enzyme activity.
4. Study the effect of temperature on activity of salivary amylase.
5. Isolation of casein from milk.
6. Estimation of proteins by Lowry's method.
7. Estimation of glucose by Fehling's solution.
8. Determination of total sugar content by ferricyanide method (volumetric/colorimetric method).
9. Study of the titration curve of glycine and determine the isoelectric point of glycine.
10. Estimation of proteins by Lowry's method.
11. Estimation of Glycine by Sorensen's method.

References:

Theory:

1. Devlin, T.M. (2010), **Textbook of Biochemistry with Clinical Correlation**, Wiley.
2. Berg, J. M.; Tymoczko, J. L.; Stryer, L. (2019), **Biochemistry**, 9th Ed., W. H. Freeman Co Ltd.
3. Lehninger, A.L; Nelson, D.L; Cox, M.M. (2009), **Principles of Biochemistry**, W. H. Freeman.
5. Finar, I.L. **Organic Chemistry** (Volume 1 & 2), Dorling Kindersley (India) Pvt. Ltd. (Pearson Education).

Practical:

1. Dean, J.R.; Jones, A.M.; Holmes, D., Reed, R.; Jones, A. Weyers, J. (2011), **Practical skills in chemistry**, Prentice-Hall.
2. Wilson, K.; Walker, J. (2000), **Principles and techniques of practical biochemistry**, Cambridge University Press.
3. Gowenlock. A.H. (1988), **Varley's Practical Clinical Biochemistry**, CRC Press.
4. Pasricha, S., Chaudhary, A. (2021), **Practical Organic Chemistry: Volume II**, I K International Publishing House Pvt. Ltd., New Delhi.

Note: Examination scheme and mode shall be as prescribed by the Examination Branch, University of Delhi, from time to time.

DISCIPLINE SPECIFIC ELECTIVE COURSE CHEM-DSE 9: Computer Applications in Chemistry

CREDIT DISTRIBUTION, ELIGIBILITY AND PRE-REQUISITES OF THE COURSE

Course title & Code	Credits	Credit distribution of the course			Eligibility criteria	Pre-requisite of the course (if any)
		Lecture	Tutorial	Practical/ Practice		
Chem-DSE 9: Computer Applications in Chemistry	04	02	-	02	Class XII with Science	

Learning Objectives

The Learning Objectives of this course are as follows:

- To introduce the students to basic computer skills that will help them in solving chemistry problems using spreadsheets and BASIC language.
- To acquaint the students with different software for data tabulation, calculation, graph plotting, data analysis and document preparation.
- To expose the students to the concept of molecular modelling, its applications to various molecular systems, energy minimization techniques, analysis of Mulliken Charge and ESP Plots.

Learning outcomes

By studying this course, students will be able to:

- Become familiar with the simple use of BASIC Language.
- Use software for tabulating data, plotting graphs and charts, carry out statistical analysis of the data.
- Solve chemistry problems and simulate graphs.
- Prepare documents that will incorporate chemical structure, chemical equations, mathematical expressions from chemistry.
- Understand theoretical background of computational techniques and selective application to various molecular systems.
- Learn Energy minimization methods through use of different force fields.
- Learn ESP Plots by suitable soft wares, electron rich and electron deficient sites.
- Compare computational and experimental results and explain deviations.
- Perform Optimization of geometry parameters of a molecule (such as shape, bond length and bond angle) through use of software like Chem Sketch and Argus Lab in interesting hands-on exercises.

Syllabus

Unit 1: Programming using BASIC

(Hours: 20)

Programming Language – Elements of BASIC language, Numeric and string Constants and Variables, arithmetic expressions, hierarchy of operations, inbuilt functions. Syntax and use of the various QBASIC commands: REM, CLS, INPUT, PRINT, GOTO, IF, IF...THEN, IF...THEN..ELSE, IF and END IF, FOR and NEXT etc., DIM, READ, DATA, GOSUB, RETURN, RESTORE, DEF FNR and Library Functions, Simple programs based on usage of the commands mentioned above.

Statistical analysis using BASIC: Mean, Least square fit - Linear regression, variance, standard deviation.

Unit 2 : Handling of Numerical Data

(Hours: 4)

Spreadsheet software: MS Excel. Creating a spreadsheet, entering and formatting information, applying basic functions and formulae to the data, drawing charts, tables and graphs, displaying the equation of graph along with the R^2 value, incorporating tables and graphs in Word files, graphical solution of equations, plotting pressure-volume curves of van der Waals gases, Maxwell-Boltzmann distribution, concentration versus time graphs, spectral data, titration curves, etc.

Unit 3: Molecular Modelling

(Hours: 6)

Introduction to molecular modelling, overview of classical and quantum mechanical methods (molecular mechanics, semi empirical, ab initio and DFT), general considerations and comparison of these methods.

Practical component

Credit:02

(Laboratory periods: 15 classes of 4 hours each)

Exercises of Programing

7. Calculate pressure of a real gas using Van der Waal's Equation.
8. Calculate the most probable speed, average speed and root mean square velocity of an ideal gas.
9. Roots of quadratic equations
10. Binomial coefficient using GOSUB statement.
11. Mean, standard deviation
12. Least square curve fitting method for linear equation.

Plotting graphs using a spreadsheet

4. Van der Waals isotherms
5. Maxwell-Boltzmann distribution curves as function of temperature and molecular weight

6. Plot the conductometric titration curve for
 - a) strong acid vs strong base and b) weak acid vs strong base
5. Plot the pH metric titration curve for
 - a) strong acid vs strong base and b) weak acid vs strong base and determine the pK_a of the weak acid
7. Plot the graphs for the kinetics of first order reaction and determine the rate constant
8. Plot the UV-vis absorbance spectra and determine the molar absorption coefficient.

Molecular Modelling

6. Optimize and compare the geometry parameters of H_2O and H_2S using ArgusLab.
7. Compare the basicities of N atom in ammonia, methylamine, dimethylamine and trimethylamine using ArgusLab by comparing Mulliken charges and ESP map in ArgusLab.
8. Compare C-C bond lengths and bond order in ethane, ethene and ethyne using ArgusLab.
9. Determine enthalpy of isomerization of cis and trans-2-butene using ArgusLab.
10. Compare the HAH bond angles for the second row hydrides (BeH_2 , CH_4 , NH_3 , H_2O) and compare with the results from qualitative MO theory.

References:

Theory:

7. Levie, R. de. (2001), **How to use Excel in analytical chemistry and in general scientific data analysis**, Cambridge Univ. Press.
8. Venit, S.M. (1996), **Programming in BASIC: Problem solving with structure and style**. Jaico Publishing House.
9. Lewars, E. (2003), **Computational Chemistry**, Kluwer academic Publisher.
10. Cramer, C.J.(2004), **Essentials of Computational Chemistry**, John Wiley & Sons.
11. Hinchcliffe, A. (1996), **Modelling Molecular Structures**, John Wiley & Sons.
12. Leach, A.R.(2001), **Molecular Modelling**, Prentice-Hall.

Practicals

4. Lewars, E. (2003), **Computational Chemistry**, Kluwer academic Publisher.
5. Cramer, C.J. (2004), **Essentials of Computational Chemistry**, John Wiley & Sons.
6. Hinchcliffe, A. (1996), **Modelling Molecular Structures**, John Wiley & Sons.

Note: Examination scheme and mode shall be as prescribed by the Examination Branch, University of Delhi, from time to time.

DISCIPLINE SPECIFIC ELECTIVE COURSE CHEM-DSE -10: Applied Inorganic Chemistry

CREDIT DISTRIBUTION, ELIGIBILITY AND PRE-REQUISITES OF THE COURSE

Course title & Code	Credits	Credit distribution of the course			Eligibility criteria	Pre-requisite of the course (if any)
		Lecture	Tutorial	Practical/ Practice		
Chem-DSE 10: Applied Inorganic Chemistry	04	02	-	02	Class XII with Science	

Learning Objectives

The Learning Objectives of this course are as follows:

- To introduce the principles of catalysis. It further discusses the types of catalysts and their industrial applications. It gives an insight into different types of fertilizers and chemistry involved in their manufacturing.
- To learn about applications of metals and inorganic compounds as diagnostic agents and medicines. The course helps develop the interest of students in the frontier areas of applied inorganic and medicinal chemistry.

Learning outcomes

By studying this course, students will be able to:

- Get a general idea of catalysis and describe in detail the mechanism of Wilkinson's catalyst, Zeigler-Natta catalyst and synthetic gasoline manufacture by Fischer-Tropsch process and applications of zeolites and biocatalysis.
- Explain the suitability of fertilizers for different kinds of crops and soil.
- Explain the inorganic compounds and metals in medicine and, specifically, the role of cisplatin in cancer therapy

Syllabus

Unit 1: Catalysis

(Hours: 10)

General principles of catalysis, properties of catalysts, homogeneous and heterogeneous catalysis (catalytic steps, examples) and their industrial applications, deactivation and regeneration of catalysts, catalytic poison, promoter. Study of the following processes and their mechanism:

1. Alkene hydrogenation (Wilkinson's Catalyst)
2. Synthetic gasoline (Fischer-Tropsch reaction)

3. Polymerisation of ethene and propene using Ziegler-Natta catalyst
4. Application of zeolites as catalysts.
Introduction and importance of biocatalysis

Unit 2: Fertilizers

(Hours: 8)

Different types of fertilizers (N, P and K). Importance of fertilizers, chemistry involved in the manufacture of the following fertilizers: Urea, ammonium nitrate, calcium ammonium nitrate, ammonium phosphates, superphosphate of lime and potassium chloride, Environmental aspects of fertilizers.

Unit 3: Medical Applications of Inorganic Compounds

(Hours: 12)

Introduction, Use of Chelating agents, metal complexes as diagnostic agents, Lithium in mental health, Gold containing drugs, role of metals in Neurodegenerative Diseases, Inorganic compounds in Chemotherapy: Cisplatin; mode of action, basic idea of second and third generation drugs.

Practical Component (Laboratory Periods: 60)

Credits:02

1. Preparation of magnesium pyrosilicate (Antacid).
2. Determination of ascorbic acid in vitamin C tablets by iodometric titrations.
3. Preparation of borax.
4. Preparation of boric acid.
5. Catalytic oxidation of potassium sodium tartrate by cobalt(II) chloride.
6. Estimation of boric acid and borax in a mixture by titrimetric analysis
7. Detection of constituents of CAN fertilizer (Calcium, Ammonium and Nitrate ions) fertilizer and estimation of Calcium content.
8. Detection of constituents of Superphosphate fertilizer (Calcium and Phosphate ions) and estimation of phosphoric acid content.
9. Detection of constituents of Dolomite (Calcium, Magnesium and carbonate ions) and determination of composition of Dolomite (Complexometric titration)

References:

Theory:

1. Huheey, J.E.; Keiter, E.A.; Keiter; R. L.; Medhi, O.K. (2009), **Inorganic Chemistry- Principles of Structure and Reactivity**, Pearson Education.
2. Atkins, P.W.; Overton, T.L.; Rourke, J.P.; Weller, M.T.; Armstrong, F.A. (2010), Shriver and Atkins **Inorganic Chemistry**, 5th Edition, Oxford University Press.
3. Housecraft, E. H.; Sharpe, A.G. (2018), **Inorganic Chemistry**, 5th Edition, Pearson.
4. Greenwood, N.N.; Earnshaw, A. (1997), **Chemistry of the Elements**, 2nd Edition, Elsevier (Ziegler Natta Catalyst and Equilibria in Grignard Solution).
5. Lippard, S.J.; Berg, J.M. (1994), **Principles of Bioinorganic Chemistry**, Panima Publishing Company.
6. Spessard, Gary O.; Miessler, Gary L. (1996), **Organometallic Chemistry**, Prentice-Hall.

7. Fertilizers and Their Composition, Characteristics, Quality, Transformations and Applications, Tandon, H.L.S., 2008., **Riegel's Handbook of Industrial Chemistry**, CBS Publishers, New Delhi.
8. Patrick, G. (2017), **Introduction to Medicinal Chemistry**, Oxford University Press.
9. Wolfgang Kaim, Brigitte Schwederski, Axel Klein, **Bioinorganic chemistry: Inorganic elements in the chemistry of life**, John Wiley & Sons Inc.

Practicals:

1. Vogel, A.I. (1972), **Qualitative Inorganic Analysis**, Longman.
2. Svehla, G. (1996), **Vogel's Qualitative Inorganic Analysis**, Prentice Hall.
3. Marsh, D.G.; Jacobs, D.L.; Veening, H., J. Chem. Educ., Analysis of commercial vitamin C tablets by iodometric and coulometric titrimetry. 1973, 50 (9), p 626. DOI: 10.1021/ed050p626
4. <https://edu.rsc.org/experiments/catalytic-oxidation-of-potassium-sodiumtartrate/1736.article>

Note: Examination scheme and mode shall be as prescribed by the Examination Branch, University of Delhi, from time to time.

DISCIPLINE SPECIFIC ELECTIVE COURSE CHEM-DSE 11: Chemistry of Polymers, Dyes and Natural Products

CREDIT DISTRIBUTION, ELIGIBILITY AND PRE-REQUISITES OF THE COURSE

Course title & Code	Credits	Credit distribution of the course			Eligibility criteria	Pre-requisite of the course (if any)
		Lecture	Tutorial	Practical/ Practice		
Chem-DSE 11: Chemistry of Polymers, Dyes and Natural Products	04	02	-	02	Class XII with Science	

Learning Objectives

The Learning Objectives of this course are as follows:

- To understand the process of converting knowledge of chemistry into marketable products for commercial gain.
- To familiarize the basic nomenclature of polymers, dyes and natural products, classification and important terms.

Learning outcomes

By studying this course, students will be able to:

- Learn about the chemistry of natural and synthetic polymers including fabrics and rubbers.
- Understand the chemistry of biodegradable and conducting polymers and appreciate the need of biodegradable polymers with emphasis on basic principles.
- Comprehend the theory of colour and constitution as well as the chemistry of dyeing.
- Know applications of various types of dyes including those in foods and textiles.
- Understand the chemistry and applications of natural products like terpenoids and alkaloids.

Syllabus

UNIT-1: Polymers

(Hours: 12)

Introduction and classification based on origin, monomer units, thermal response, mode of formation, structure, application and tacticity; di-block, tri-block and amphiphilic polymers; Weight average molecular weight, number average molecular weight, glass transition

temperature (T_g) of polymers; Polymerisation Reactions-Addition and condensation. Mechanism of cationic, anionic and free radical addition polymerization; Ziegler-Natta polymerisation of alkenes.

Preparation and applications of: Plastics -thermosetting (phenol-formaldehyde, polyurethanes) and thermosoftening(PVC, polythene); Fabrics -natural (cellulose and synthetic derivatives of cellulose like rayon and viscose); synthetic (acrylic, polyamide, polyester); Rubbers-natural and synthetic: Buna-N, Buna-S, Neoprene, silicon rubber; Vulcanization; Polymer additives; Introduction to Specialty Polymers: electroluminescent (Organic light emitting diodes), conducting, biodegradable polymers and liquid crystals.

UNIT 2: Dyes

(Hours: 08)

Classification, Colour and constitution; Mordant and Vat Dyes; Chemistry of dyeing. Synthesis and applications of Azo dyes – Methyl orange, Congo red; Triphenyl methane dyes- Crystal violet; Phthalein Dyes – Phenolphthalein; Natural dyes –Structure elucidation and synthesis of Alizarin and Indigotin; Edible Dyes with examples.

Unit 3: Natural Product Chemistry- An Introduction to Terpenoids and Alkaloids

(Hours: 10)

Terpenes: Introduction, occurrence, classification, uses, isoprene and special isoprene rule; structure elucidation, synthesis and industrial application of citral.

Alkaloids: Introduction, occurrence, classification, uses, general structural features, general methods for structure elucidation including Hoffmann's exhaustive methylation and Emde's method. Structure elucidation, synthesis and physiological action of Nicotine.

Practicals:

-

Credits: 02

(Laboratory periods: 60)

1. Preparation of Starch-PVA Film.
2. Recycling of Plastic: Moulding of plastic or Cracking of plastic.
3. Preparation of Urea-formaldehyde resin.
4. Preparation of Methyl Orange.
 - (a) Dyeing of different fabrics (cotton, wool, silk) using Alizarin or any other dye.
 - (b) Preparation of azo dye on the surface of the fabric.
5. Qualitative test for identification of alkaloids (Dragendorff Reagent and Mayer's reagent test) and terpenoids (Salkowski test).
6. Preparation of Malachite Green.
7. Preparation of perichromic dye using p-amino Phenol and p-nitro benzaldehyde.

References:

Theory

1. Finar, I.L. (2008), **Organic Chemistry**, Volume 2, 5th Edition, Pearson Education
2. Saunders, K. J. (1988), **Organic Polymer Chemistry**, 2nd Edition Chapman & Hall, London
3. Campbell, Ian M., (2000), **Introduction to Synthetic Polymers**, 2nd Edition Oxford University Press, USA.
4. Bahadur, P. and Sastry, N.V. (2002) **Principles of Polymer Science** Narosa Publications, New Delhi
5. Patrick, G. **An Introduction to Medicinal Chemistry** (2013), 4th Edition, Oxford University Press.

6. Priscilla Abarca, Patricia Silva, Iriux Almodovar and Marcos Caroli Rezende* Quim. Nova, Vol. 37, No. 4, 745-747, 2014. <http://dx.doi.org/10.5935/0100-4042.20140120>

Practical:

1. Ashraf S.M., Ahmad S., Riaz U., **A Laboratory Manual of Polymers**, I. K. International Publishing House Pvt. Ltd., New Delh.
2. Hannaford FA J., Smith P. W. G. & Tatchell A. R.; **Vogel's Textbook of Practical Organic Chemistry** Fifth Edition, Longman Scientific and Technical.
3. Pasricha, S., Chaudhary, A. (2021), **Practical Organic Chemistry: Volume I**, I K International Publishing House Pvt. Ltd., New Delhi.

Note: Examination scheme and mode shall be as prescribed by the Examination Branch, University of Delhi, from time to time.

DISCIPLINE SPECIFIC ELECTIVE COURSE CHEM-DSE 12: Biophysical Chemistry

CREDIT DISTRIBUTION, ELIGIBILITY AND PRE-REQUISITES OF THE COURSE

Course title & Code	Credits	Credit distribution of the course			Eligibility criteria	Pre-requisite of the course (if any)
		Lecture	Tutorial	Practical/ Practice		
Chem-DSE 12: Biophysical Chemistry	04	02	-	02	Class XII with Science	

Learning Objectives

The Learning Objectives of this course are as follows:

- To provide students with a sound background of latest techniques used in biophysical research
- To provide them with an understanding of the principles underlying these techniques.

Learning outcomes

By studying this course, students will be able to:

- The students will acquire knowledge of structure and biological functions of proteins and enzyme.
- Students will acquire knowledge about the principles and applications of latest methods used to analyse amino acid and proteins.
- The course will also provide students an opportunity for hands-on-experience to develop their laboratory skills expected for working in a biophysical research lab.

Syllabus

Unit I: Fundamentals of Biological Macromolecules (Hours: 10)

Structure and physical properties of amino acids, structure, function, and folding of proteins, internal rotational angle, conformations of proteins (Ramachandran plot, secondary, tertiary and quaternary structure). Structures of nucleic acids, Properties of nucleosides and nucleotides; composition of nucleic acids, Stabilizing interactions in biomolecules.

Unit II: Biophysical techniques for the Structural and Conformational Analysis (Hours: 20)

Overview : General principle and qualitative treatment of the techniques to understand the structure and characteristics of enzymes, protein and nucleic acid: X-ray crystallography – protein crystals, myoglobin, nitrogenase, pepsinogen; NMR spectroscopy-NMR spectra of

amino acids, UV-vis absorption spectroscopy, Fluorescence spectroscopy and Vibrational spectroscopy. Determination of protein structures by spectroscopic methods (FTIR, NMR), thermodynamics of protein folding by spectroscopic methods, protein conformational study by NMR and fluorescence spectroscopy. Methods for the separation of biomolecules: General principles, including Chromatography; Sedimentation, Moving Boundary Sedimentation, Electrophoresis, Isoelectric focusing.

Practical Component

Credits: 02

(Laboratory periods: 60)

1. Separate and identify amino acids by paper chromatography.
2. Determine the isoelectric point of the given proteins.
3. Estimation of Proteins by Biuret, Lowry and Bradford.
4. Estimation of Urea.
5. Separation and identification of Sugars/lipids by TLC.
6. To check the purity of the proteins by calculating A₂₆₀/ A₂₈₀ ratio spectrophotometrically.
7. Agarose gel electrophoresis to check the size of DNA (For example- Calf ThymusDNA).
8. Characterization of the DNA (genomic/ designed oligonucleotide) as a function of pH, salt-concentration spectrophotometrically.
9. Determination of the isobestic point by titrating DNA sample with any ligand using UV- Visible spectrophotometer.
10. SDS-PAGE analysis of proteins.

References:

Theory:

1. Lesk, A.M., **Introduction to Protein Science: Architecture, Function, and Genomics**, 2nd edition, 2010, Oxford University Press.
2. Cantor, C.R. and Schimmel, P.R., **Biophysical Chemistry**, 1980, Freeman.
3. Van Holde, K.E., Johnson, W.C. and Ho, P.S., **Principles of Physical Biochemistry**, 2nded, 2006, Pearson Education.
4. Harding, S.E. and Chowdhry, B. Z. **Protein-Ligand Interactions**, Oxford University Press.

Practical:

1. Hofmann, A., Clokie, S., Wilson and Walker's Principles & Techniques of Practical Biochemistry, 2018, Cambridge University Press.
2. Friefelder D. **Physical Biochemistry- Application to Biochemistry and Molecular Biology**, 1983, WH Freeman and Company.
3. R. N. Roy, **Viva and Practical Physiology, Biochemistry and Biophysics**, 1998, Books and allied Pvt. Ltd.
4. Sawhney, S.K. and Singh, R., **Introductory Practical Biochemistry**, 2nd Edition, 2005, Alpha Science International.
5. Keith Wilson, John Walker, John M. Walker **Principles and Techniques of Practical Biochemistry**, 5th Edition, 2000, Cambridge University Press.

Note: Examination scheme and mode shall be as prescribed by the Examination Branch, University of Delhi, from time to time.

CREDIT DISTRIBUTION, ELIGIBILITY AND PRE-REQUISITES OF THE COURSE

Course title & Code	Credits	Credit distribution of the course			Eligibility criteria	Pre-requisite of the course (if any)
		Lecture	Tutorial	Practical/ Practice		
Research Methodology for Chemists (DSE-13)	04	03	--	01	Class 12 th with Physics, Chemistry	

Learning objectives

The objectives of this course are as follows:

- To make the students aware of fundamental but mandatory ethical practices in chemistry.
- To introduce the concept of data analysis.
- To learn to perform literature survey in different modes.
- To make the students aware of safety handling and safe storage of chemicals.
- To make students aware about plagiarism and how to avoid it.
- To teach the use of different e-resources.

Learning outcomes

By studying this course, students will be able to:

- Follow ethical practices in chemistry
- Do Data analysis
- Literature survey in different modes
- Use e-resources.
- Avoid plagiarism, understand the consequences and how to avoid

SYLLABUS OF DSE-13

UNIT – 1: Scope of Research

(Hours: 3)

Introduction, overview of research process: define research problem, review literature, formulate hypothesis, design research/experiment, collect and analyse data, interpret and report, scope and importance.

UNIT – 2: Literature Survey, Databases and Research metrics

(Hours: 15)

Print: Sources of information: Primary, secondary, tertiary sources; Journals: Journal abbreviations, Digital: Databases and their responsible use: Google Scholar, Web of science,

Scopus, UGC INFONET, SciFinder, PubMed, ResearchGate, E-consortium, e-books; Search techniques: Phrase, Field, Boolean, Proximity, Concept, Limiting/Refining Search Results. Research metrics: Impact factor of Journal, h-index, i10 index, Altmetrics, Citation index. Author identifiers/or profiles: ORCID, Publons, Google Scholar, ResearchGate, VIDWAN

UNIT – 3: Communication in Science

(Hours: 12)

Types of technical documents: Full length research paper, book chapters, reviews, short communication, project proposal, Letters to editor, and thesis.

Thesis writing – different steps and software tools (Word processing, LaTeX, Chemdraw, Chems sketch etc) in the design and preparation of thesis, layout, structure (chapter plan) and language of typical reports, Illustrations and tables, bibliography, referencing: Styles (APA, Oxford etc), annotated bibliography, Citation management tools: Mendeley, Zotero and Endnote; footnotes. Oral presentation/posters – planning, software tools, creating and making effective presentation, use of visual aids, importance of effective communication, electronic manuscript submission, effective oral scientific communication and presentation skills.

UNIT – 4: Research and Publication ethics

(Hours: 9)

Scientific Conduct: Ethics with respect to science and research, Scientific Misconducts: falsification, fabrication and plagiarism, similarity index, software tools for finding plagiarism (Turnitin, Urkund etc), redundant duplications

Publication Ethics: Introduction, COPE (Committee on Publication Ethics) guidelines; conflicts of interest, publication misconduct: problems that lead to unethical behaviour and vice versa, types, violation of publication ethics, authorship and contributorship, predatory publishers and journals

IPR - Intellectual property rights and patent law, commercialization, copy right, royalty, trade related aspects of intellectual property rights (TRIPS)

UNIT – 5: Statistical analysis for chemists

(Hours:

6)

Types of data, data collection-Methods and tools, data processing, hypothesis testing, Normal and Binomial distribution, tests of significance: t-test, F-test, chi- square test, ANOVA, multiple range test, regression and correlation.

Features of data analysis with computers and softwares -Microsoft Excel, Origin, SPSS

Practical component

Credits: 01

(Laboratory periods:15 classes of 2 hours each)

12. Collection of journal articles on a particular topic using Google Scholar and creating a database.
13. Collection of journal articles on a particular topic using Science Direct and creating a database.
14. Collection of journal articles on a particular topic using Scopus and creating a database.
15. Drawing chemical structure, reactions and mechanisms using Chems sketch or ISIS draw or any other software.
16. Collection of chemical structure using ChemSpider and creating a database.
17. Curve fitting using freely available softwares/apps (any one)

18. Making of power point presentation
19. Experimental learning of safe storage hazardous chemicals
20. Experimental learning of handling of hazardous chemicals
21. Technical writing on topics assigned.
22. Demonstration for checking of plagiarism using recommended software

Essential/recommended readings:

7. Dean, J. R., Jones, A. M., Holmes, D., Reed, R., Weyers, J. & Jones, A. (2011) Practical skills in chemistry. 2nd Ed. Prentice-Hall, Harlow.
8. Hibbert, D. B. & Gooding, J. J. (2006) Data analysis for chemistry. Oxford University Press.
9. Topping, J. (1984) Errors of observation and their treatment. Fourth Ed., Chapman Hall, London.
10. Harris, D. C. Quantitative chemical analysis. 6th Ed., Freeman (2007) Chapters 3-5.
11. Levie, R. de, how to use Excel in analytical chemistry and in general scientific data analysis. Cambridge Univ. Press (2001) 487 pages.
12. Chemical safety matters – IUPAC – IPCS, Cambridge University Press, 1992.
OSU safety manual 1.01

Bachelor of Sciences in Industrial Chemistry

Category II

Industrial Chemistry Course for Undergraduate Programme of study with
Industrial Chemistry as one of the Core Disciplines

SEMESTER IV

DISCIPLINE SPECIFIC CORE COURSE – 10: (DSC-10) PHARMACEUTICALS,
COSMETICS AND PESTICIDES

CREDIT DISTRIBUTION, ELIGIBILITY AND PRE-REQUISITES OF THE COURSE

Course title & Code	Credits	Credit distribution of the course			Eligibility criteria	Pre-requisite of the course (if any)
		Lecture	Tutorial	Practical/ Practice		
Pharmaceuticals, Cosmetics and Pesticides (DSC-10: Industrial Chemistry -IV)	04	02	--	02	Physics, Chemistry, Mathematics, in Class XII	NIL

Learning Objectives

The Learning Objectives of this course are as follows:

- To impart basic knowledge of chemistry of inorganic materials such as silicates, non-silicates, ceramics, and cement.
- To enrich students with the knowledge of various types of batteries like Pb acid Battery, Li-ion Battery, Fuel Cells, Solar cell and Polymer cell.
- To impart the theoretical and practical knowledge of estimation and determination of various industrially important chemicals.

Learning outcomes

By the end of this course, students will be able to:

- Establish an appreciation of the role of inorganic chemistry in the chemical sciences.
- Analyse inorganic materials like silicates, ceramics and cement.

- Familiarized with scientific method of planning, developing, conducting, reviewing and reporting experiments.
- Draw various concepts of industrial metallurgy which will help them to explore new innovative areas of research.
- Explain scientific methods employed in inorganic chemistry.

SYLLABUS OF DSC-10

Unit 1: Drugs and Pharmaceuticals

Hours: 12

Drug discovery, design and development. Synthesis of the representative drugs of the following classes: analgesics, antipyretics, antiinflammatory agents (Aspirin, Paracetamol.), antibiotics (Penicillin, Cephalosporin, Chloromycetin, Streptomycin and Chloramphenicol), antibacterial and antifungal agents (Sulphonamides, Sulfamethoxazole), antiviral agents (Acyclovir), Central Nervous System agents (Phenobarbital, Diazepam), Cardiovascular drugs (Glyceryl trinitrate), antileprosy drug (Dapsone).

Unit 2: Cosmetics

Hours: 08

Introduction to cosmetics and perfumes, preparation and uses of the following: Hair dye, hair spray. Shampoo. Sun-tan lotions, face powder, lipsticks. talcum powder, nail enamel, creams (cold, vanishing and shaving creams), antiperspirants.

Unit 3: Pesticides

Hours: 10

Introduction to pesticides (natural and synthetic), benefits and adverse effects, changing concepts of pesticides. Synthesis and technical manufacture, uses of representative pesticides in the following classes: Organochlorines (DDT, Gammexene), Organophosphates (Malathion, Parathion), Carbamates (Carbofuran and carbaryl), Quinones (Chloranil), Anilides (Alachlor and Butachlor).

Practical

(Credits: 2, Laboratory periods: 60)

1. Preparation of talcum powder.
2. Preparation of shampoo.
3. Preparation of nail enamel
4. Preparation of hair remover.
5. Preparation of face cream.
6. Preparation of Aspirin and its analysis.
7. Preparation of nail polish and nail polish remover.
8. To calculate acidity in a given sample of pesticide formulations as per BIS specifications.
9. To calculate alkalinity in a given sample of pesticide formulations as per BIS specifications.
10. Preparation of Antacid.
11. Preparation of paracetamol.

References (Theory and practical):

1. Vermani, O. P.; Narula, A. K. (2004), **Industrial Chemistry**, Galgotia Publications Pvt. Ltd., New Delhi.
2. Bhatia, S. C. (2004), **Chemical Process Industries**, Vol. I & II, CBS Publishers, New Delhi.
3. Barel, A.O.; Paye, M.; Maibach, H.I.(2014), **Handbook of Cosmetic Science and Technology**, CRC Press.
4. Gupta, P.K.; Gupta, S.K.(2011),**Pharmaceutics and Cosmetics**, Pragati Prakashan
5. Butler, H. (2000),**Poucher's Perfumes, Cosmetic and Soap**, Springer.
6. Kumari,R.(2018),**Chemistry of Cosmetics**,Prestige Publisher.

Note: Examination scheme and mode shall be as prescribed by the Examination Branch, University of Delhi, from time to time.

DISCIPLINE SPECIFIC CORE COURSE –DSC 11: Chemistry of Carboxylic acids & derivatives, Amines and Heterocycles

CREDIT DISTRIBUTION, ELIGIBILITY AND PRE-REQUISITES OF THE COURSE

Course title & Code	Credits	Credit distribution of the course			Eligibility criteria	Pre-requisite of the course (if any)
		Lecture	Tutorial	Practical/ Practice		
Chemistry of Carboxylic Acids & their Derivatives, Amines and Heterocycles DSC-10: Chemistry-IV	04	02	-	02	Class 12th with Physics, Chemistry, Mathematics	

Learning Objectives

The Learning Objectives of this course are as follows:

- To make students learn about the chemistry of carboxylic acids and their derivatives (aliphatic and aromatic)
- To give basic understanding of amines (aliphatic & aromatic), diazonium salts
- To provide basic understanding of heterocyclic systems.

Learning outcomes

By studying this course, students will be able to:

- Understand reactions of carboxylic acids, esters, amides, amines and diazonium salts
- Understand the concept of protection and deprotection.
- Use the synthetic chemistry learnt in this course to do functional group transformations.
- Gain theoretical understanding of chemistry of heterocyclic compounds.

Syllabus

Unit 1: Carboxylic Acids and their Derivatives (aliphatic and aromatic)

(Hours: 13)

Preparation: Oxidation reactions of alcohols, aldehydes and ketones, Acidic and alkaline hydrolysis of esters; Reactions: Hell-Volhard Zelinsky reaction,

Carboxylic acid derivatives (aliphatic): Preparation: Acid chlorides, anhydrides, esters and amides from acids and their interconversion, Claisen condensation. Reactions: Relative reactivities of acid derivatives towards nucleophiles, Reformatsky reaction, Perkin condensation.

Active methylene compounds: Keto-enol tautomerism. Preparation and synthetic applications of ethyl acetoacetate

Unit 2: Amines (aliphatic & aromatic) and Diazonium Salts (Hours:10)

Amines

Preparation: from alkyl halides, Gabriel's Phthalimide synthesis, Hoffmann bromamide reaction. Reactions: Hoffmann vs Saytzeff elimination, carbylamine test, Hinsberg test, reaction with HNO_2 , Schotten-Baumann reaction. Electrophilic substitution (case aniline): nitration, bromination, sulphonation; basicity of amines.

Diazonium salt

Preparation: from aromatic amines; Reactions: conversion to benzene, phenol and dyes.

Unit 3: Heterocyclic Compounds

(Hours: 7)

Introduction, classification, structure, nomenclature and uses. Preparation and properties of the following heterocyclic compounds with reference to electrophilic and nucleophilic substitution: furan, pyrrole, thiophene, and pyridine.

Practical Component:**Credits: 02****(Laboratory periods: 60)**

3. Systematic qualitative analysis and preparation of suitable crystalline derivative (carboxylic acids, carbonyl, alcohols, phenols, amines (1°, 2°, 3°) and amides).
4. Preparation:
 - a. Acetylation of Aniline and Phenols.
 - b. Benzoylation of Aniline and phenols

The above derivatives should be prepared using 0.5-1g of the organic compound. The solid samples must be collected and may be used for recrystallization and melting point.

References:**Theory:**

5. Morrison, R. N.; Boyd, R. N. **Organic Chemistry**, Dorling Kindersley (India) Pvt. Ltd. (Pearson Education).
6. Finar, I. L. **Organic Chemistry** (Volume 1), Dorling Kindersley (India) Pvt. Ltd. (Pearson Education).
7. Ahluwalia, V.K.; Bhagat, P.; Aggarwal, R.; Chandra, R. (2005), **Intermediate for Organic Synthesis**, I.K. International.
8. Solomons, T. W. G.; Fryhle, C. B. ; Snyder, S. A. (2016), **Organic Chemistry**, 12th Ed., Wiley.

Practical:

7. Ahluwalia, V.K.; Dhingra, S.; Gulati, A. (2005), **College Practical Chemistry**, University Press (India) Ltd.
8. Ahluwalia, V.K.; Dhingra, S. (2004), **Comprehensive Practical Organic Chemistry: Qualitative Analysis**, University Press.
9. Pasricha, S., Chaudhary, A. (2021), **Practical Organic Chemistry: Volume I**, I K International Publishing House Pvt. Ltd., New Delhi.
10. Pasricha, S., Chaudhary, A. (2021), **Practical Organic Chemistry: Volume II**, I K International Publishing House Pvt. Ltd., New Delhi.
11. Vogel, A.I. (1972), **Textbook of Practical Organic Chemistry**, Prentice-Hall.
12. Jeffery, G.H.; Bassett, J.; Mendham, J.; Denney, R.C. (1989), **Vogel's Textbook of Quantitative Chemical Analysis**, John Wiley and Sons.

Note: Examination scheme and mode shall be as prescribed by the Examination Branch, University of Delhi, from time to time.

Bachelor of Sciences in Industrial Chemistry

SEMESTER V

DISCIPLINE SPECIFIC CORE COURSE – 13: (DSC-13) INDUSTRIAL CATALYSTS

CREDIT DISTRIBUTION, ELIGIBILITY AND PRE-REQUISITES OF THE COURSE

Course title & Code	Credits	Credit distribution of the course			Eligibility criteria	Pre-requisite of the course (if any)
		Lecture	Tutorial	Practical/ Practice		
Industrial Catalysts (DSC-13: Industrial Chemistry -V)	04	02	--	02	Physics, Chemistry, Mathematics, in Class XII	NIL

Learning Objectives:

The Learning Objectives of this course are as follows:

- To impart basic knowledge of catalysis, properties of catalysts and mode of action of catalyst.
- To enrich students with the knowledge of various types of catalysts such as organometallic catalyst, biocatalyst, shape selective catalyst and photocatalysts.
- To impart the theoretical and practical knowledge of catalysts with the view of their industrial applications.

Learning Outcomes:

By the end of this course, students will be able to:

- Establish an appreciation of the role of catalyst in industrial applications.
- Gain sound knowledge of various types of catalyst.
- Get skilled in the scientific method of planning, developing, conducting, reviewing and reporting experiments.
- Get skilled concepts of industrial catalysis which will help them to explore new innovative areas of research.

Unit 1: Introduction of Catalyst

Hours: 8

General principles of catalysis, properties of catalysts, Mode of action of catalyst, Types of catalyst (homogeneous and heterogeneous catalysis), Deactivation and regeneration of catalysts, catalytic poison, Promoter, Turnover frequency, Turnover number, Specificity and selectivity

Unit 2: Catalysis by Organometallic Compounds

Hours: 6

Study of the following industrial processes, catalytic cycle and their mechanism:

Alkene hydrogenation (Wilkinson's Catalyst), Synthetic gasoline (Fischer Tropsch reaction), Polymerisation of ethene using Ziegler-Natta catalyst

Unit 3: Biocatalysis

Hours: 5

Introduction, Kinetics of enzyme-catalysed reactions, Industrial process with biocatalyst, Aspartame through enzymatic peptide synthesis, 4-Hydroxyphenoxypropionic acid as herbicide intermediate

Unit 4: Shape selective catalysis: Zeolites

Hours: 6

Composition and structure of Zeolites, Catalytic properties of Zeolites, Shape selectivity, Isomorphic substitution of Zeolites, Metal doped Zeolites, Applications of Zeolites

Unit 5: Photocatalysis

Hours: 5

Basic principle, Photoreduction and oxidation of water, Water reduction, Water oxidation, Photocleavage of water

Practical

(Credits: 2, Laboratory periods: 60)

1. Catalytic bromination of benzene. Catalyst: $\text{FeCl}_3/\text{AlCl}_3$
2. Catalytic chlorination of benzene. Catalyst: $\text{FeCl}_3/\text{AlCl}_3$
3. Catalytic Removal of Bromates from polluted Water: Synthesis of catalyst one lab, Removal of Bromates one lab.
4. Phase-Transfer Catalytic Reactions
5. Catalytic oxidation of ammonia using chromium(III) oxide as a catalyst. Catalytic Friedel-Craft reaction using AlCl_3 and Lewis acid catalyst. Synthesis of toluene.
6. Synthesis of "Zeolite A" catalyst.
7. Zeolite Hydrogen-Y or $\text{dil.HCl}/\text{dil.H}_2\text{SO}_4$ as a Catalyst for the Preparation of an Ester.
8. Synthesis of biaryl using palladium catalyst.
9. Catalytic Transfer Hydrogenation of Castor Oil
10. Reduction of Nitrobenzene

References (Theory):

1. Huheey, J. E.; Keiter, E.A.; Keiter; R. L.; Medhi, O.K. (2009), **Inorganic Chemistry-Principles of Structure and Reactivity**, Pearson Education.
2. Cotton, F.A.; Wilkinson, G. (1999), **Advanced Inorganic Chemistry**, Wiley-VCH.
3. Jens Hagen (2015) **Industrial Catalysis: A Practical Approach** Wiley-VCH Verlag GmbH & Co

References (Practical):

1. Cerrillo, J. L.; López-Hernández, I.; Palomares, A. E. **Catalytic Removal of Bromates from Water: A Hands-On Laboratory Experiment to Solve a Water Pollution Problem through Catalysis** J. Chem. Educ. 2021, 98, 1726–1731.
2. Shabestary, N.; Khazaeli, S.; Hickman, R.; **Phase-Transfer Catalytic Reactions** *Journal of Chemical Education*, 1998, 75, 1470-1472.
3. Volkovich, V. A.; Griffiths, T. R.; **Catalytic Oxidation of Ammonia: A Sparkling Experiment** J. Chem. Educ. 2000, 77, 2, 177.

- Williams, D. J.; Huck, B. E.; Wilkinson, A. P. **First-Year Undergraduate Laboratory Experiments with Zeolites** *Chem. Educator* 2002, 7, 33–36.
- Coker, E. N.; Davis, P. J.; **Experiments with Zeolites at the Secondary-School Level: Experience from The Netherlands** *Journal of Chemical Education* 1999, 76, 10, 1417.
- Hanson RW. **Catalytic transfer hydrogenation reactions for undergraduate practical programs.** *J Chem Educ.* 2009, 74, 430.
- Alwaseem H, Donahue CJ, Marincean S. **Catalytic transfer hydrogenation of castor oil.** *J Chem Educ.* 2014; 91, 575–8.

Note: Examination scheme and mode shall be as prescribed by the Examination Branch, University of Delhi, from time to time.

DISCIPLINE SPECIFIC CORE COURSE –DSC 14: COORDINATION CHEMISTRY AND ORGANOMETALLICS

CREDIT DISTRIBUTION, ELIGIBILITY AND PRE-REQUISITES OF THE COURSE

Course title & Code	Credits	Credit distribution of the course			Eligibility criteria	Pre-requisite of the course (if any)
		Lecture	Tutorial	Practical/ Practice		
Coordination Chemistry and Organometallics DSC-13: Chemistry- V	04	02	-	02	Class 12th with Physics, Chemistry, Mathematics	

Learning Objectives

The Learning Objectives of this course are as follows:

- To develop basic understanding of coordination chemistry and organometallics which are of immense importance to biological systems, qualitative quantitative analysis, catalysis, medicines, paints and pigments etc.
- The students learn nomenclature, isomerism and bonding in coordination compounds with special emphasis on important coordination compounds in the biological system.
- To understand classification of organometallic compounds, the concept of hapticity and the 18-electron rule governing the stability of a wide variety of organometallic species with special emphasis on metal carbonyls.

Learning outcomes

By studying this course, students will be able to:

- Understand terms: ligand, denticity of ligands, chelate, coordination number.
- Systematically name coordination compounds.

- Discuss the various types of isomerism possible in Octahedral and Tetrahedral coordination compounds.
- Use Valence Bond Theory to predict the structure and magnetic behaviour of metal complexes and understand the terms inner and outer orbital complexes.
- Explain the meaning of the terms Δ_o , Δ_t , pairing energy, CFSE, high spin and low spin and how CFSE affects thermodynamic properties like lattice enthalpy and hydration enthalpy.
- Explain magnetic properties and colour of complexes on basis of Crystal Field Theory
- Apply 18-electron rule to rationalize the stability of metal carbonyls and related species.
- Learn how IR data can be used to understand extent of back bonding in metal carbonyls.

Syllabus

Unit 1: Introduction to Coordination compounds (Hours: 6)

Brief discussion with examples of types of ligands, denticity and concept of chelate. IUPAC system of nomenclature of coordination compounds (mononuclear and binuclear) involving simple monodentate and bidentate ligands. Structural and stereoisomerism in complexes with coordination numbers 4 and 6.

Unit 2: Bonding in Coordination Compounds (Hours: 14)

Valence Bond Theory (VBT): Salient features of theory, concept of inner and outer orbital complexes, Drawbacks of VBT.

Crystal Field Theory: Splitting of d orbitals in octahedral symmetry. Crystal field effects for weak and strong fields, Crystal field stabilization energy (CFSE), concept of pairing energy, Factors affecting the magnitude of Δ , Spectrochemical series, Splitting of d orbitals in tetrahedral symmetry, Comparison of CFSE for octahedral and tetrahedral fields, tetragonal distortion of octahedral geometry, Jahn-Teller distortion

Unit 3: Organometallic Chemistry (Hours: 10)

Definition and classification with appropriate examples based on nature of metal-carbon bond (ionic, sigma, pi and multicentre bonds), Structure and bonding of methyl lithium and Zeise's salt, Structure and bonding of ferrocene, mononuclear and polynuclear carbonyls of 3d metals, 18-electron rule as applied to carbonyls, π -acceptor behaviour of carbon monoxide (MO diagram of CO to be discussed), synergic effect and use of IR data to explain extent of back bonding.

Practical Component

(Laboratory periods:60)

Credits:02

8. Estimation of Mg^{2+} by direct complexometric titrations using EDTA.
9. Estimation of Zn^{2+} by direct complexometric titrations using EDTA.
10. Estimation of Ca^{2+} by direct complexometric titrations using EDTA.
11. Estimation of total hardness of a given sample of water by complexometric titration.
12. Determination of the composition of the Fe^{3+} - salicylic acid complex / Fe^{2+} -1, 10- phenanthroline complex in solution by Job's method.
13. Determination of the composition of the Fe^{3+} - salicylic acid complex / Fe^{2+} -1,10-phenanthroline complex in solution by mole ratio method
14. Preparation of the following inorganic compounds:
 - a). Tetraamminecopper(II) sulphate
 - b). Potassium trioxalatoferrate(III) trihydrate
 - c). Chrome alum
 - d). *Cis*- and *trans*-Potassium diaquadioxalatochromate(III)
8. Any suitable experiment (other than the listed ones) based upon complexation reactions.

References:

Theory:

17. Huheey, J.E.; Keiter, E.A., Keiter; R. L.; Medhi, O.K. (2009), **Inorganic Chemistry- Principles of Structure and Reactivity**, Pearson Education.
18. Shriver, D.D.; Atkins, P.; Langford, C.H. (1994), **Inorganic Chemistry** 2nd Ed., Oxford University Press.
19. Atkins, P.W.; Overton, T.L.; Rourke, J.P.; Weller, M.T.; Armstrong, F.A. (2010), **Inorganic Chemistry**, 5th Edition, W. H. Freeman and Company.
20. Cotton, F.A.; Wilkinson, G.; Gaus, P.L. **Basic Inorganic Chemistry**, 3rd Edition, Wiley India.
21. Douglas, B.E.; McDaniel, D.H.; Alexander, J.J. (1994), **Concepts and Models of Inorganic Chemistry**, John Wiley & Sons.
22. Greenwood, N.N.; Earnshaw, A. (1997), **Chemistry of the Elements**, 2nd Edition, Elsevier.
23. Lee, J.D.; (2010), **Concise Inorganic Chemistry**, Wiley India.

Practicals:

4. Jeffery, G.H.; Bassett, J.; Mendham, J.; Denney, R.C. (1989), Vogel's Textbook of Quantitative Chemical Analysis, John Wiley and Sons.
5. Marr, G.; Rockett, B.W. (1972), Practical Inorganic Chemistry, Van Nostrand Reinhold.
6. Dua A, Manav N, **Practical Inorganic Chemistry**, (2017), Manakin Press.

Note: Examination scheme and mode shall be as prescribed by the Examination Branch, University of Delhi, from time to time.

Bachelor of Sciences in Industrial Chemistry

SEMESTER VI

DISCIPLINE SPECIFIC CORE COURSE – 16: (DSC-16) FOOD ADDITIVES, CONTAMINATION AND SAFETY

CREDIT DISTRIBUTION, ELIGIBILITY AND PRE-REQUISITES OF THE COURSE

Course title & Code	Credits	Credit distribution of the course			Eligibility criteria	Pre-requisite of the course (if any)
		Lecture	Tutorial	Practical/ Practice		
Food Additives, Contamination and Safety (DSC-16: Industrial Chemistry - VI)	04	02	--	02	Physics, Chemistry, Mathematics, in Class XII	NIL

Learning Objectives

The Learning Objectives of this course are as follows:

- To understand the chemistry of food additives and their applications.
- To impart theoretical and practical knowledge on common food additives, contaminants and adulterants.
- To enhance the understanding of safety measures of food and evaluation techniques to determine toxicity of additives.
- To enhance knowledge about regulations and monitoring agencies of food.

Learning Outcomes:

By the end of this course, students will be able to:

- Understand and describe applications of various food additives in food processing and preservation.
- Know the merits and demerits of synthetic and natural colouring, flavouring and sweetening agents as food additives.
- Identify and prevent potential sources of food contamination
- Know Safety measures of food additives, regulations and monitoring agencies and toxicological evaluation of additives.

Unit 1: Food Additives

Hours: 12

Introduction, need of food additives in food processing and preservation. Characteristics and classification of food additives.

Antimicrobial agents. -Nitrites, sulphides, sulphur dioxide, sodium chloride, hydrogen peroxide.

Antioxidants - Introduction, mechanism of action, natural and synthetic antioxidants, technological aspect of antioxidants.

Sweeteners- Introduction, importance, classification- natural and artificial, chemistry, technology and toxicology, consideration for choosing sweetening agents.

Colors- Introduction, importance, classification- natural, artificial, and natural identical, FD&C Dyes and Lakes. polymeric colors.

Unit 2: Food Contamination & adulterants

Hours: 12

Contamination in Food: Physical, chemical contaminants- heavy metals, pesticide residues, agrochemicals, Antibiotics and Veterinary Drug residues, environmental pollutants, radionuclides, solvent residues, NOTS (Naturally Occurring Toxic Substances)

Contaminants formed during processing & packaging – nitrosamines, acrylamide, aldehydes, benzene, dioxins, furans, persistent organic pollutants, polymers, PAH (Polycyclic Aromatic Hydrocarbons) in smoked foods, food fumigants, autoxidation products.

Food adulteration - Common adulterants in foods and tests to detect common adulterants.

Unit 3: Food Safety, Risks and hazards

Hours: 6

Food related hazards, regulations and monitoring agencies, interaction of additives with food ingredients and their toxicological aspects, quality evaluation of additives and contaminants, Acute and chronic studies, NOEL, ADI, LD50

Practical

Credits: 02, Laboratory periods: 60)

1. Determination of moisture content of foods by oven drying.
2. Determination of reducing and total sugar content in foods.
3. Chromatographic Separation and identification of sugars and amino acids.
4. Testing of turmeric powder, milk and mustard oil for adulterants.
5. Extraction of natural coloring and flavoring agent from flowers and fruits
6. Inspection of various food grains- cereals and coarse cereals
7. Determination of quality standards and inspection of spices and condiments.
8. Qualitative tests for hydrogenated fats, butter, and ghee.
9. Estimation of sulphur dioxide in beverages.
10. Qualitative estimation of benzoic acid in ketchup and sauces.
11. Chromatographic estimation of colour.
12. Study the effect of aerial oxidation of food.

References (Theory):

1. DeMan. (2007). **Principles of Food Chemistry**. Springer, 3rd edition
2. Emerton, V, (2008). **Food Colours**. Blackwell Publishing.
3. Wilson, R. (2007). **Sweeteners**. Blackwell Publishing.
4. Fennema OR.(1996). **Food Chemistry**. Marcel Dekker.
5. Pieternel A, Luning. & Willem, J. Marcelis. (2009). **Food Quality Management Technological and Managerial principles and practices**. Wageningen.

References (Practical):

1. Ranganna, S., & Ranganna, S. (2003). **Handbook of analysis and quality control for fruit and vegetable products**. New Delhi: Tata McGraw-Hill
2. Nielsen, S. S. (2017). **Food analysis**.
3. Vogel, Arthur I. (Arthur Israel). (1989). **Vogel's textbook of quantitative chemical analysis**. Harlow, Essex, England : New York :Longman Scientific & Technical ; Wiley,

Note: Examination scheme and mode shall be as prescribed by the Examination Branch, University of Delhi, from time to time.

CREDIT DISTRIBUTION, ELIGIBILITY AND PRE-REQUISITES OF THE COURSE

Course title & Code	Credits	Credit distribution of the course			Eligibility criteria	Pre-requisite of the course (if any)
		Lecture	Tutorial	Practical/ Practice		
Quantum Chemistry and Spectroscopy DSC-16: Chemistry- VI	04	02	--	02	Class 12th with Physics, Chemistry, Mathematics	NA

Learning Objectives

The Learning Objectives of this course are as follows:

- To introduce the concepts and methodology of quantum mechanics
- Application of Quantum chemistry to spectroscopy
- To establish the relation between structure determination and spectra.

Learning outcomes

By studying this course, students will be able to:

- Understand basic principles of quantum mechanics: operators, eigen values, averages, probability distributions.
- Understand and use basic concepts of microwave, IR and UV-VIS spectroscopy for interpretation of spectra.

Syllabus

Unit 1: Quantum Chemistry

(Hours: 16)

Postulates of quantum mechanics, quantum mechanical operators.

Schrodinger equation and its application to free particle and particle in a 1-D box (complete solution), quantization, normalization of wave functions, concept of zero-point energy.

Qualitative treatment of H and H like atoms. Setting up of Schrodinger equation for many electron atoms.

Rotational Motion: Schrödinger equation of a rigid rotator and brief discussion of its results (solution not required). Quantization of rotational energy levels.

Vibrational Motion: Schrödinger equation of a linear harmonic oscillator and brief discussion of its results (solution not required). Quantization of vibrational energy levels.

Unit 2: Spectroscopy

(Hours: 14)

Electromagnetic radiation and its interaction with matter. Lambert-Beer's law, Jablonski's diagram. Florescence and Phosphorescence.

Difference between atomic and molecular spectra. Born- Oppenheimer approximation: Separation of molecular energies into translational, rotational, vibrational and electronic components.

Microwave Spectroscopy: Microwave (pure rotational) spectra of diatomic molecules. Selection rules.

Structural information derived from rotational spectroscopy.

IR Spectroscopy: Selection rules, IR spectra of diatomic molecules. Structural information derived from vibrational spectra. Effect of hydrogen bonding (inter- and intramolecular) and substitution on vibrational frequencies.

Electronic Spectroscopy: Electronic excited states. Free electron model and its application to electronic spectra of polyenes. chromophores, auxochromes, bathochromic and hypsochromic shifts.

Practical component

Credits:02

(Laboratory Periods: 60)UV/Visible spectroscopy

19. Study the 200-500 nm absorbance spectra of KMnO_4 and $\text{K}_2\text{Cr}_2\text{O}_7$ (in 0.1 M H_2SO_4) and determine the λ_{max} values. Calculate the energies of the two transitions in different units (J molecule^{-1} , kJ mol^{-1} , cm^{-1} , eV).
20. Study the pH-dependence of the UV-Vis spectrum (200-500 nm) of $\text{K}_2\text{Cr}_2\text{O}_7$
21. Record the 200-350 nm UV spectra of the given compounds (acetone, acetaldehyde, 2- propanol, acetic acid) in water. Comment on the effect of structure on the UV spectra of organic compounds.

Colorimetry

22. Verify Lambert-Beer's law and determine the concentration of $\text{CuSO}_4/$ $\text{KMnO}_4/ \text{K}_2\text{Cr}_2\text{O}_7/ \text{CoCl}_2$ in a solution of unknown concentration
23. Determine the concentrations of KMnO_4 and $\text{K}_2\text{Cr}_2\text{O}_7$ in a mixture.
24. Study the kinetics of iodination of propanone in acidic medium.
25. Determine the amount of iron present in a sample using 1, 10-phenanthroline.
26. Determine the dissociation constant of an indicator (phenolphthalein).

27. Study the kinetics of interaction of crystal violet/ phenolphthalein with sodium hydroxide.

References:

Theory:

1. Banwell, C.N.; McCash, E.M.(2006), **Fundamentals of Molecular Spectroscopy**, Tata McGraw- Hill.
2. Kapoor, K.L.(2015), **A Textbook of Physical Chemistry**, McGraw Hill Education, ,Vol 4, 5th Edition, McGraw Hill Education.
3. McQuarrie, D.A.(2016), **Quantum Chemistry**, Viva Books.
4. Chandra, A. K.(2001), **Introductory Quantum Chemistry**, Tata McGraw-Hill.
5. Dua A and Tyagi P, **Molecular Spectroscopy: Quantum to Spectrum**, (2022)Atlantic Publishers & Distributors Pvt Ltd.
6. Dua A, Singh C, **Quantum Chemistry: Classical to Computational** (2015) ManakinPress.

Practical:

7. Khosla, B.D.; Garg, V.C.; Gulati, A. (2015), **Senior Practical Physical Chemistry**, R. Chand & Co, New Delhi.
8. Kapoor, K.L. (2019), **A Textbook of Physical Chemistry**, Vol.7, 1st Edition, McGraw Hill Education.
9. Garland, C. W.; Nibler, J. W.; Shoemaker, D. P.(2003), **Experiments in Physical Chemistry**, 8th Edition, McGraw-Hill, New York.

Additional Resources:

5. Castellan, G. W .(2004), **Physical Chemistry**, Narosa.
6. Petrucci, R. H.(1989), **General Chemistry: Principles and Applications**, MacmillanPublishing

Note: Examination scheme and mode shall be as prescribed by the Examination Branch, University of Delhi, from time to time.

Pool of Discipline Specific Elective Courses (DSE)

Credit Distribution, Eligibility and Pre-requisites of the Course

Course title & Code	Credits	Credit distribution of the course			Eligibility criteria	Pre-requisite of the course (if any)
		Lecture	Tutorial	Practical/ Practice		
Green Chemistry	04	02	--	02	Class 12th with Physics, Chemistry, Mathematics	NA

Learning Objectives

The Learning Objectives of this course are as follows:

- To make the society to become more and more environmentally conscious by knowing huge rise in environmental pollution, depleting resources, climate change, ozone depletion, heaps and heaps of landfills piling up has forced.
- To improve the creative and innovative thinking in undergraduate students towards sustainable practices of Green Chemistry. has arisen from these concerns.
- To know the Green chemistry in a way to boost profits, increase productivity and ensure sustainability with absolute zero waste. To trained them to practice chemistry in the safest way in the laboratories as well as the chemical industry and extends to society in a sustainable future for the planet.

Learning Outcomes:

By the end of this course, students will be able to:

- Understand the twelve principles of green chemistry and also build the basic understanding of toxicity, hazard and risk related to chemical substances.
- Calculate atom economy, E-factor and relate them in all organic synthesis
- Appreciate the use of catalyst over stoichiometric reagents
- Learn to use green solvents, renewable feedstock and renewable energy sources for carrying out safer chemistry
- Appreciate the use of green chemistry in problem solving skills and critical thinking to innovate and find solutions to environmental problems.
- Learn to design safer processes, chemicals and products through understanding of inherently safer design (ISD)
- Appreciate the success stories and real-world cases as motivation for them to practice green chemistry

Unit 1: Introduction

Hours :08

Definition of green chemistry and how it is different from conventional chemistry and environmental chemistry.

- Need of green chemistry
- Importance of green chemistry in- daily life, Industries and solving human health problems (four examples each).
- A brief study of Green Chemistry Challenge Awards (Introduction, award categories and study about five last recent awards).

Unit 2: Twelve Principles of Green Chemistry

Hours : 12

The twelve principles of the Green Chemistry with their explanations, Special emphasis on the following:

- Prevention of waste / byproducts, pollution prevention hierarchy.
- Green metrics to assess greenness of a reaction: environmental impact factor, atom economy and calculation of atom economy.
- Green solvents-supercritical fluids, water as a solvent for organic reactions, ionic liquids, solvent less reactions, solvents obtained from renewable sources.
- Catalysis and green chemistry- comparison of heterogeneous and homogeneous catalysis, biocatalysis, asymmetric catalysis and photocatalysis.
- Green energy and sustainability.
- Real-time analysis for pollution prevention.
- Prevention of chemical accidents, designing greener processes, inherent safer design, principle of ISD “What you don’t have cannot harm you”, greener alternative to Bhopal Gas Tragedy (safer route to carbonyl) and Flixborough accident (safer route to cyclohexanol) subdivision of ISD, minimization, simplification, substitution, moderation and limitation

Unit 3:

Hours : 10

The following Real-world Cases in green chemistry should be discussed: Surfactants for carbon dioxide – replacing smog producing and ozone depleting solvents with CO₂ for precision cleaning and dry cleaning of garments. Designing of environmentally safe marine antifoulant. Rightfit pigment: Synthetic azo pigments to replace toxic organic and inorganic pigments. An efficient, green synthesis of a compostable and widely applicable plastic (polylactic acid) made from corn.

Practical

(Credits: 02, Laboratory periods: 60)

Characterization by melting point, UV-Visible spectroscopy, IR spectroscopy and any other specific method should be done (wherever applicable).

1. Preparation and characterization of nanoparticles of gold using tea leaves/silver nanoparticles using plant extracts.
2. Preparation of biodiesel from waste cooking oil and characterization (TLC, pH, solubility, combustion test, density, viscosity, gel formation at low temperature and IR can be provided).
4. Benzoin condensation using thiamine hydrochloride as a catalyst instead of cyanide.
5. Extraction of D-limonene from orange peel using liquid CO₂ prepared from dry ice.
6. Mechanochemical solvent free, solid-solid synthesis of azomethine using *p*-toluidine and *o*-vanillin/*p*-vanillin.
8. Microwave-assisted Knoevenagel reaction using anisaldehyde, ethylcyanoacetate and ammonium formate.
7. Photoreduction of benzophenone to benzopinacol in the presence of sunlight.
8. Photochemical conversion of dimethyl maleate to dimethyl fumarate (*cis-trans* isomerisation)
9. Benzil- Benzilic acid rearrangement: Preparation of benzilic acid in solid state under solvent-free condition.

References (Theory):

1. Anastas, P.T., Warner, J.C. (2014), **Green Chemistry, Theory and Practice**, Oxford University Press.
2. Lancaster, M. (2016), **Green Chemistry: An Introductory Text**, 3rd Edition, RSC Publishing.
3. Cann, M. C., Connely, M.E. (2000), **Real-World cases in Green Chemistry**, American Chemical Society, Washington.
4. Matlack, A.S. (2010), **Introduction to Green Chemistry**, 2nd Edition, Boca Raton: CRC Press/Taylor & Francis Group publisher.
5. Alhuwalia, V.K., Kidwai, M.R. (2005), **New Trends in Green chemistry**, Anamalaya Publishers.
6. Sidhwani, I.T, Sharma, R.K. (2020), **An Introductory Text on Green Chemistry**, Wiley India Pvt Ltd.

References (Practical):

1. Kirchoff, M.; Ryan, M.A. (2002), **Greener approaches to undergraduate chemistry experiment**, American Chemical Society, Washington DC.
2. Sharma, R.K.; Sidhwani, I.T.; Chaudhari, M.K. (2013), **Green Chemistry Experiments: A monograph**, I.K. International Publishing House Pvt Ltd. New Delhi.
3. Pavia, D.L.; Lamponam, G.H.; Kriz, G.S.W. B. (2012), **Introduction to organic Laboratory Technique- A Microscale approach**, 4th Edition, Brooks-Cole Laboratory Series for Organic chemistry.
4. Sidhwani I.T. (2015), Wealth from Waste: A green method to produce biodiesel from waste cooking oil and generation of useful products from waste further generated. **DU Journal of Undergraduate Research and Innovation**, 1(1),131-151. ISSN: 2395-2334.
5. Sidhwani, I.T; Sharma, R.K. (2020), **An Introductory Text on Green Chemistry**, Wiley India Pvt Ltd.
6. **Monograph on Green Chemistry Laboratory Experiments**, Green Chemistry Task Force Committee, Department of Science and Technology, Government of India.

Credit Distribution, Eligibility and Pre-requisites of the Course

Course title & Code	Credits	Credit distribution of the course			Eligibility criteria	Pre-requisite of the course (if any)
		Lecture	Tutorial	Practical/ Practice		
Analytical Methods in Chemistry	04	02	--	02	Class 12th with Physics, Chemistry, Mathematics	NA

Learning Objectives

The Learning Objectives of this course are as follows:

- To make the students aware of the concept of sampling, accuracy, precision, statistical test data-F, Q and t test.
- To learn the laws of spectroscopy and selection rules governing the possible transitions in the different regions of the electromagnetic spectrum, Thermal and electroanalytical methods of analysis.
- To learn important separation methods like solvent extraction and chromatography. The practical exposure to the latest instrumentation and to detect analytes in a mixture.

Learning Outcomes:

By the end of this course, students will be able to:

- Perform experiments with accuracy and precision.
- Develop methods of analysis for different samples independently.
- Test contaminated water samples.
- Understand basic principles of instruments like Flame Photometer, UV-vis spectrophotometer.
- Learn separation of analytes by chromatography.
- Apply knowledge of geometrical isomers and keto-enol tautomers to analysis.
- Determine composition of soil.
- Estimate macronutrients using Flame photometry.

Unit 1: Qualitative and quantitative aspects of analysis Hours : 04

Sampling, evaluation of analytical data, errors, accuracy and precision, methods of their expression. Normal law of distribution of indeterminate errors, statistical test of data; F, Q and t test, rejection of data, and confidence intervals.

Unit 2: Optical methods of analysis Hours :10

Origin of spectra, interaction of radiation with matter, fundamental laws of spectroscopy and selection rules. UV-Visible Spectrometry: Basic principles of instrumentation (choice of source, monochromator and detector) for single and double beam instrument; Transmittance. Absorbance and Beer-Lambert law. Absorption and Emission Spectrometry: Basic principles of instrumentation (choice of source, monochromator, detector, choice of flame and Burner designs).

Unit 3: Thermal methods of analysis

Hours :04

Theory of thermogravimetry (TG) and basic principle of instrumentation of thermal analyser. Techniques for quantitative estimation of Ca and Mg from their mixture.

Unit 4: Electroanalytical methods

Hours :04

Classification of electroanalytical methods, basic principle of pH metric, potentiometric and conductometric titrations. Techniques used for the determination of equivalence points. Techniques used for the determination of pKa values.

Unit 5: Separation techniques

Hours :08

Solvent extraction: Classification, principle and efficiency of the technique. Qualitative and quantitative aspects of solvent extraction: extraction of metal ions from aqueous solution, extraction of organic species from the aqueous and nonaqueous media. Chromatography: Classification, principle and efficiency of the technique, Mechanism of separation: adsorption, partition & ion-exchange, Development of chromatograms: frontal, elution and displacement methods.

Practical

(Credits: 02, Laboratory periods: 60)

1. Separation of mixtures by paper chromatography and reporting the R_f values:

- (i) Co²⁺ and Ni²⁺.
- (ii) Amino acids present in the given mixture.

2. Solvent Extractions

To separate a mixture of Ni²⁺ & Fe²⁺ by complexation with DMG and extracting the Ni²⁺ DMG complex in chloroform, and determine its concentration by spectrophotometry.

3. Analysis of soil:

- (i) Determination of pH of soil.
- (ii) Total soluble salt
- (iii) Estimation of calcium and magnesium
- (iv) Qualitative detection of nitrate and phosphate

4. Ion exchange:

- (i) Determination of exchange capacity of cation exchange resins and anion exchange resins.
- (ii) Separation of amino acids from organic acids by ion exchange chromatography.

5. Spectrophotometry
 - (i) Verification of Lambert-Beer's law and determination of concentration of a coloured species (CuSO_4 , KMnO_4 , CoCl_2 , CoSO_4)
 - (ii) Determination of concentration of coloured species via following methods;
 - (a) Graphical method
 - (b) Epsilon method
 - (c) Ratio method
 - (d) Standard addition method

References (Theory):

1. Willard, H.H.(1988), **Instrumental Methods of Analysis**, 7th Edition, Wardsworth Publishing Company.
2. Christian, G.D.(2004), **Analytical Chemistry**, 7th Edition, John Wiley & Sons, New York.
3. Harris, D. C.(2007), **Quantitative Chemical Analysis**, 7th Edition, Freeman.
4. Khopkar, S.M. (2008), **Basic Concepts of Analytical Chemistry**, New Age International Publisher.
5. Skoog, D.A.; Holler F.J.; Nieman, T.A. (2017), **Principles of Instrumental Analysis**, Thomson Asia Pvt. Ltd.

References (Practical):

1. Jeffery, G.H.; Bassett, J.; Mendham, J.; Denney, R.C.(1989), **Vogel's Textbook of Quantitative Chemical Analysis**, John Wiley and Sons.

Credit Distribution, Eligibility and Pre-requisites of the Course

Course title & Code	Credits	Credit distribution of the course			Eligibility criteria	Pre-requisite of the course (if any)
		Lecture	Tutorial	Practical/ Practice		
Basics of Polymer Chemistry	04	02	--	02	Class 12th with Physics, Chemistry, Mathematics	NA

Learning Objectives

The Learning Objectives of this course are as follows:

- To help the student to know about the synthesis, properties and applications of polymers.
- To give glimpse of polymer industry to the student and help them to choose their career in the field of polymer chemistry.

Learning Outcomes:

By the end of this course, students will be able to:

- Know about history of polymeric materials and their classification
- Learn about different mechanisms of polymerization and polymerization techniques
- Learn about different methods of finding out average molecular weight of polymers
- Differentiate between glass transition temperature (T_g) and crystalline melting point (T_m)
- Determine T_g and T_m
- Learn properties and applications of various useful polymers in our daily life.

Unit 1: Introduction to Polymeric Materials

Hours:10

History of polymeric materials, Different schemes of classification of polymers, Polymer nomenclature

Molecular forces and chemical bonding in polymers, Physical and chemical properties of polymers

Solubility and Criteria for polymer solubility, Texture of Polymers, modification of polymers, Structure and property relationships, Introduction to conducting and biodegradable polymers.

Unit 2: Characterization of Polymers:

Hours:10

Thermal characterisation of polymer: Glass transition temperature (T_g), thermal stability and decomposition of polymers, Molecular weight of polymers (M_n , M_w , etc.) by end group analysis, viscometry, light scattering technique and osmotic pressure methods.

Structural characterisation of polymers by IR and NMR spectroscopy.

Unit 3: Preparation, Properties and Uses of Polymers:

Hours:10

Brief introduction to polymerisation, mechanism, properties and application of the following polymers: polyolefins, polystyrene, poly(vinyl chloride), poly(vinyl acetate), polyurethanes, acrylic polymers and polyamides. Phenol formaldehyde and urea formaldehyde, Silicone polymers, Conducting Polymers: polyacetylene, polyaniline, polypyrrole, polythiophene., Biopolymer: Cellulose and Chitosan.

Practical:

(Credits: 2, Laboratory periods: 60)

1. Preparation of nylon 6,6.
2. Redox polymerization of acrylamide.
3. polymerization of acrylonitrile.
4. Preparation of urea-formaldehyde resin.
5. Preparations of phenol-formaldehyde resin.

6. Determination of molecular weight of different polymers in water by viscometry.
7. Estimation of the amount of HCHO in the given solution by sodium sulphite method.
8. Demonstration for chemical structure and functional group in polymers using IR spectroscopy.
9. Purification of monomer and polymerisation of Styrene and Polymethylmethacrylate using BPO (Benzoyl Peroxide).
10. Polymerization of aniline and pyrrole by chemical polymerisation method.
11. Preparation of poly methylacrylate by emulsion and bulk polymerisation and compare the results.
12. Characterisation of polymers by IR spectroscopy.

References (Theory):

1. Ahluwalia V.K. & Mishra A. **Polymer Science :A Textbook**(2009) Anne Books.
2. Odian, G. (2004), **Principles of Polymerization**, John Wiley.
3. Billmeyer, F.W. (1984),**Text Book of Polymer Science**,3rd Ed., John Wiley.
4. Ghosh, P. (2001),**Polymer Science & Technology**, Tata Mcgraw-Hill.
5. Lenz, R.W. (1967),**Organic Chemistry of Synthetic High Polymers**, Interscience (Wiley).

References (Practical):

1. Hundiwale ,D.G.,Athawale V.D ,Kapadi, U.R.& Gite V.V, **Experiments in Polymer Science** ,New Age International Publishers .
2. Allcock, H.R.; Lampe, F. W.; Mark, J. E. (2003), **Contemporary Polymer Chemistry**, Prentice-Hall.
3. Fried, J.R. (2003), **Polymer Science and Technology**, 2nd Ed, Prentice-Hall.
4. Munk, P.; Aminabhavi , T. M. (2002), **Introduction to Macromolecular Science**, John Wiley & Sons.
6. Sperling, L.H. (2005), **Introduction to Physical Polymer Science**, John Wiley & Sons.

Credit Distribution, Eligibility and Pre-requisites of the Course

Course title & Code	Credits	Credit distribution of the course			Eligibility criteria	Pre-requisite of the course (if any)
		Lecture	Tutorial	Practical/ Practice		
Molecules of Life	04	02	--	02	Class 12th with Physics, Chemistry, Mathematics	NA

Learning Objectives

The Learning Objectives of this course are as follows:

- To deliver information about the chemistry of carbohydrates, proteins & enzymes and its relevance in the biological system using suitable examples.
- To understand the structural principles that govern reactivity/physical /biological properties of biomolecules as opposed to learning structural details.

Learning Outcomes:

By the end of the course, the students will be able to:

- Learn and demonstrate how the structure of biomolecules determines their chemical properties, reactivity and biological uses.
- Gain an insight into the mechanism of enzyme action and inhibition.
- Understand the basic principles of drug-receptor interaction and SAR.

Unit 1: Carbohydrates

Hours: 12

Classification of carbohydrates, reducing and non-reducing sugars, biological functions, general properties and reactions of glucose and fructose, their open chain structure, epimers, mutarotation and anomers, reactions of monosaccharides, determination of configuration of glucose (Fischer proof), cyclic structure of glucose. Haworth projections. Cyclic structure of fructose. Linkage between monosaccharides: structure of disaccharides (sucrose, maltose, lactose) and polysaccharides (starch and cellulose) excluding their structure elucidation.

Unit 2: Amino Acids, Peptides and Proteins

Hours: 10

Classification of amino acids and biological uses of amino Acids, peptides and proteins. Zwitterion structure, isoelectric point and correlation to acidity and basicity of amino acids. Determination of primary structure of peptides, determination of N-terminal amino acid (by Edman method) and C-terminal amino acid (with carboxypeptidase enzyme). Synthesis of simple peptides (up to dipeptides) by N-protection (t-butyloxycarbonyl) & C-activating groups (only DCC) and Merrifield solid phase synthesis, Overview of primary, secondary, tertiary and quaternary structure of proteins, denaturation of proteins.

Unit 3: Enzymes

Hours: 04

Classification of enzymes and their uses (mention Ribozymes). Mechanism of enzyme action, factors affecting enzyme action, Coenzymes and cofactors and their role in enzyme action, specificity of enzyme action (including stereospecificity).

Unit 4: Nucleosides, Nucleotides and Nucleic acids

Hours: 04

Components of Nucleic acids: Adenine, guanine, thymine, cytosine and uracil (structure only), other components of nucleic acids, nucleosides and nucleotides (nomenclature), structure of polynucleotides; structure of DNA (Watson-Crick model) and RNA (types of RNA), difference between DNA and RNA

Practical

(Credits: 02, Laboratory periods: 60)

1. Estimation of glucose by Fehling's solution.
2. Determination of total sugar content by ferricyanide method (volumetric/colorimetric method).
3. Study of the titration curve of glycine and determine the isoelectric point of glycine.
4. Estimation of proteins by Lowry's method.
5. Qualitative tests for amino acids, proteins and carbohydrates.
6. Separation and identification of mixture of sugars by paper chromatography.
7. Separation and identification of mixture of Amino acids by paper chromatography.
8. Study of the action of salivary amylase on starch under optimum conditions and find the enzyme activity.
9. Study the effect of temperature on activity of salivary amylase.
10. Extraction of DNA from onion/cauliflower.

References (Theory):

1. Finar, I. L. **Organic Chemistry** (Volume 1 & 2), Dorling Kindersley (India) Pvt. Ltd. (Pearson Education).
2. Morrison, R. N.; Boyd, R. N., Bhattacharjee, S.K. (2010), **Organic Chemistry**, 7th Edition, Dorling Kindersley (India) Pvt. Ltd. (Pearson Education).
3. Berg, J. M.; Tymoczko, J. L.; Stryer, L. (2019), **Biochemistry**, 9th Ed., W. H. Freeman Co Ltd.

References (Practical):

1. Furniss, B.S.; Hannaford, A.J.; Smith, P.W.G.; Tatchell, A.R. (2012), **Vogel's Textbook of Practical Organic Chemistry**, Pearson.
2. **Manual of Biochemistry Workshop**, 2012, Department of Chemistry, University of Delhi.

Credit Distribution, Eligibility and Pre-requisites of the Course

Course title & Code	Credits	Credit distribution of the course			Eligibility criteria	Pre-requisite of the course (if any)
		Lecture	Tutorial	Practical/ Practice		
Main Group Chemistry	04	02	--	02	Class 12th with Physics, Chemistry, Mathematics	NA

Learning Objectives

The Learning Objectives of this course are as follows:

- To provide basic understanding of the fundamental principles of metallurgy through study of the different methods of extraction and refining of metals.
- To illustrate the diversity and fascination of inorganic chemistry through the study of structure, properties and utilities of s- and p-block elements and their compounds

Learning Outcomes:

By the end of the course, the students will be able to:

- Understand the basis of occurrence of metals in nature and the methods that can be applied on minerals to extract the metals from them.
- Explain the importance of free energy of formation of oxides with the choice of reducing agent for extracting the metals.
- Understand and explain the importance of refining of metals and the choice of a refining procedure
- Explain the group trends observed for different properties of s and p block elements
- Explain the structures and the bonding basis of compounds of s- and p- block elements
- Explain the uniqueness observed in alkali metals and some other main group elements
- Understand and explain the polymerization of inorganic ions to generate inorganic polymers and the difference between organic and inorganic polymers.

Unit 1: General Principles of Metallurgy

Hours: 06

Chief modes of occurrence of metals based on standard electrode potentials. Ellingham diagrams for reduction of metal oxides using carbon and carbon monoxide as reducing agent. Electrolytic Reduction, Hydrometallurgy with reference to cyanide process for silver and gold. Methods of purification of metals: Electrolytic process, Van Arkel-De Boer process, Zone refining.

Unit 2: General Properties

Hours: 05

General group trends of s- and p-block elements with special reference to melting and boiling points, flame colour, metallic character and complex formation tendency, diagonal relationship and anomalous behaviour of first member of each group, Alkali metal solutions in liquid ammonia

Unit 3: Structure, Bonding, Properties and Applications **Hours: 15**

Structure, bonding, properties (Acidic/Basic nature, stability, ionic/covalent nature, oxidation/reduction, hydrolysis, thermal stability) and applications of the following:

Crown Ethers and cryptates of Alkali metals

Hydrides: hydrides of Group 13 (only diborane), Group 14, Group 15 (EH₃ where E = N, P, As, Sb, Bi), Group 16 and Group 17.

Oxides: Oxides of nitrogen, phosphorus and sulphur.

Oxoacids: oxoacids of phosphorus, sulphur and chlorine

Halides of phosphorus

Unit 4: Inorganic Polymers **Hours:04**

Preparation, properties, structure and uses of the following:

Borazine, Silicates and Silicones

Practical

(Credits: 02, Laboratory periods: 60)

Qualitative semi-micro analysis of mixtures containing 2 anions and 2 cations (preferably 7-8 mixtures). Emphasis should be given to the understanding of the chemistry of different reactions. The following radicals are suggested:

CO₃²⁻, NO₂⁻, S²⁻, SO₃²⁻, SO₄²⁻, S₂O₃²⁻, CH₃COO⁻, F⁻, Cl⁻, Br⁻, I⁻, NO₃⁻, BO₃³⁻, C₂O₄²⁻, PO₄³⁻, NH₄⁺, K⁺, Pb²⁺, Cu²⁺, Cd²⁺, Bi³⁺, Sn²⁺, Sb³⁺, Fe³⁺, Al³⁺, Cr³⁺, Zn²⁺, Mn²⁺, Co²⁺, Ni²⁺, Ba²⁺, Sr²⁺, Ca²⁺, Mg²⁺

The mixtures may contain combination of anions/one interfering anion.

Spot tests should be preferred wherever applicable.

References (Theory):

1. Lee, J.D.; (2010), **Concise Inorganic Chemistry**, Wiley India.
2. Huheey, J.E.; Keiter, E.A.; Keiter; R. L.; Medhi, O.K. (2009), **Inorganic Chemistry- Principles of Structure and Reactivity**, Pearson Education.

- Douglas, B.E.; McDaniel, D.H.; Alexander, J.J. (1994), **Concepts and Models of Inorganic Chemistry**, John Wiley & Sons.
- Atkins, P.W.; Overton, T.L.; Rourke, J.P.; Weller, M.T.; Armstrong, F.A. (2010), **Shriver and Atkins Inorganic Chemistry**, 5th Edition, Oxford University Press.
- Housecraft, E. H.; Sharpe, A.G. (2018), **Inorganic Chemistry**, 5th Edition, Pearson.
- F.A. Cotton & G. Wilkinson (1999), **Advanced Inorganic Chemistry**, 6th Edition, John Wiley & Sons.

References (Practical):

- Vogel, A.I. (1972), **Qualitative Inorganic Analysis**, Longman.
- Svehla, G. (1996), **Vogel's Qualitative Inorganic Analysis**, Prentice Hall.

Credit Distribution, Eligibility and Pre-requisites of the Course

Course title & Code	Credits	Credit distribution of the course			Eligibility criteria	Pre-requisite of the course (if any)
		Lecture	Tutorial	Practical/ Practice		
Nanoscale Materials and their applications	04	02	--	02	Class 12th with Physics, Chemistry, Mathematics	NA

Learning Objectives

The Learning Objectives of this course are as follows:

- To provide an introduction to nanoscale materials and their applications.
- To provides an insight into bottom-up and top-down-approach, the methods of synthesis of nanoparticles, simple characterization techniques and applications of nanomaterials.

Learning Outcomes:

By the end of the course, the students will be able to:

- Understand the concept of nano dimensions.
- Know the various methods of preparation of nanomaterials.
- Understand the principles of optical and electron microscopy techniques of characterizing nanomaterials.
- Understand the Appreciate the real life applications of nanomaterials.

Unit 1: Introduction to Nanodimensions

Hours: 12

0D, 1D, 2D nanomaterials, Quantum Dots, Nanoparticles, Nanostructures (nanowires, thin films, nanorods), carbon nanostructures (carbon nanotubes, carbon nanofibers, fullerenes), Size Effects in nano systems, Quantum confinement and its consequences, Semiconductors. Band structure and band gap. Optical Properties Surface plasmon resonance

Unit 2: Preparation of Nanomaterials

Hours: 10

Top down and Bottom up approach, Photolithography. Ball milling. Vacuum deposition. Physical vapor deposition (PVD), Chemical vapor deposition (CVD), Thermal decomposition, Chemical reduction, Sol-Gel synthesis, Hydrothermal synthesis, Spray pyrolysis, Electrochemical deposition, Pulsed Laser deposition. Characterization of nanomaterials: Basic principle of optical methods and electron microscopy.

Unit 3: Applications of Nanomaterials

Hours: 8

Nanomaterials as Catalysts, semiconductor nanomaterials as photocatalysts, Nanocomposites as catalysts. Carbon nanostructures as catalytic nanoreactors, metal and metal oxides confined inside carbon nanostructures, Nanowires and thin films for photonic devices (LEDs, solar cells, transistors).

Practical

(Credits: 02, Laboratory periods: 60)

1. Synthesis of silver nanoparticles by chemical methods and characterization using UV-visible spectrophotometer.
 - a. Turkevich Method
 - b. Burst Method
2. Synthesis of silver nanoparticles by green approach methods (using soluble starch, glucose or cinnamon bark) and characterization using UV-visible spectrophotometer.
3. Synthesis of metal sulphide nanoparticles and characterization using UV-visible spectrophotometer and determination of Band gap.
 - a. MnS
 - b. ZnS
 - c. CuS
4. Intercalation of hydrogen in tungsten trioxide and its conductivity measurement using conductometer.
5. Synthesis of pure ZnO and Cu doped ZnO nanoparticles.
6. Phytochemicals mediated synthesis of gold nanoparticles (AuNPs) using tea leaves and to study the effect of size on color of gold/silver nanoparticles.
7. Preparation of magnetic nanoparticles (MNPs) of Fe₃O₄ using green tea leaf extract.

8. Any suitable experiment (other than the listed ones) based upon complexation reactions.

References (Theory):

1. West, A. R. (2014), **Solid State Chemistry and Its Application**, Wiley.
2. Smart, L. E.; Moore, E. A., (2012), **Solid State Chemistry: An Introduction**, CRC Press Taylor & Francis.
3. Rao, C. N. R.; Gopalakrishnan, J. (1997), **New Direction in Solid State Chemistry**, Cambridge University Press.
4. Poole Jr.; Charles P.; Owens, Frank J. (2003), **Introduction to Nanotechnology**, John Wiley and Sons. Harris, D. C. (2007), **Quantitative Chemical Analysis**, 6th Edition, Freeman.
5. Chattopadhyay, K.K.; Banerjee, A. N. (2009), **Introduction to Nanoscience and Technology**, PHI.

References (Practicals):

1. Orbaek, W.; McHale, M.M.; Barron, A. R.; **Synthesis and Characterization of Silver Nanoparticles for An Undergraduate Laboratory**, J. Chem. Educ. 2015, 92, 339–344.
2. MacDiarmid, G.; Chiang, J.C.; Richter, A.F.; Somasiri, N.L.D.(1987), **Polyaniline: Synthesis and Characterization of the Emeraldine Oxidation State by Elemental Analysis**, L. Alcaer (ed.), *Conducting Polymers*, 105-120, D. Reidel Publishing.
3. Cheng, K.H.; Jacobson, A.J.; Whittingham, M.S. (1981), **Hexagonal Tungsten Trioxide and Its Intercalation Chemistry**, *Solid State Ionics*, 5, 1981, 355-358.
4. Ghorbani H.R.; Mehr, F.P; Pazoki, H; Rahmani, B.M.; **Synthesis of ZnO Nanoparticles by Precipitation Method**, *Orient J Chem* 2015, 31(2).

Credit Distribution, Eligibility and Pre-requisites of the Course

Course title & Code	Credits	Credit distribution of the course			Eligibility criteria	Pre-requisite of the course (if any)
		Lecture	Tutorial	Practical/ Practice		
Chemistry of Polymers, Dyes and Natural Products	04	02	--	02	Class 12th with Physics, Chemistry, Mathematics	NA

Learning Objectives

The Learning Objectives of this course are as follows:

- Introducing the students to the process of converting knowledge of chemistry into marketable products for commercial gain.
- To learn the applications of chemistry in small industries.
- To give knowledge for business opportunities for small and medium enterprises through chemistry.

Learning Outcomes:

By the end of this course the students will be able to:

- Learn about the chemistry of natural and synthetic polymers including fabrics and rubbers.
- Understand the chemistry of biodegradable and conducting polymers and appreciate the need of biodegradable polymers with emphasis on basic principles.
- Comprehend the theory of colour and constitution as well as the chemistry of dyeing.
- Know applications of various types of dyes including those in foods and textiles.
- Understand the chemistry and applications of natural products like terpenoids and alkaloids.

Unit-1: Polymers

Hours:12

Introduction and classification based on origin, monomer units, thermal response, mode of formation, structure, application and tacticity; di-block, tri-block and amphiphilic polymers; Weight average molecular weight, number average molecular weight, glass transition temperature (T_g) of polymers; Polymerisation Reactions-Addition and condensation. Mechanism of cationic, anionic and free radical addition polymerization; Ziegler-Natta polymerisation of alkenes.

Preparation and applications of: Plastics -thermosetting (phenol-formaldehyde, polyurethanes) and thermosoftening (PVC, polythene); Fabrics -natural (cellulose and synthetic derivatives of

cellulose like rayon and viscose); synthetic (acrylic, polyamide, polyester); Rubbers-natural and synthetic: Buna-N, Buna-S, Neoprene, silicon rubber; Vulcanization; Polymer additives; Introduction to Specialty Polymers: electroluminescent (Organic light emitting diodes), conducting, biodegradable polymers and liquid crystals.

Unit-2: Dyes

Hours: 08

Classification, Colour and constitution; Mordant and Vat Dyes; Chemistry of dyeing. Synthesis and applications of Azo dyes – Methyl orange, Congo red; Triphenyl methane dyes- Crystal violet; Phthalein Dyes – Phenolphthalein; Natural dyes –Structure elucidation and synthesis of Alizarin and Indigotin; Edible Dyes with examples.

Unit 3: Natural Product Chemistry- An Introduction to Terpenoids and Alkaloids

Hours: 10

Terpenes: Introduction, occurrence, classification, uses, isoprene and special isoprene rule; structure elucidation, synthesis and industrial application of citral.

Alkaloids: Introduction, occurrence, classification, uses, general structural features, general methods for structure elucidation including Hoffmann's exhaustive methylation and Emde's method. Structure elucidation, synthesis and physiological action of Nicotine.

Practical

(Credits: 02, Laboratory periods: 60)

1. Preparation of Methyl Orange.
2. Preparation of Malachite Green.
3. Recycling of Plastic: Moulding of plastic or Cracking of plastic.
4. Preparation of Urea-formaldehyde resin.
5. (a) Dyeing of different fabrics (cotton, wool, silk) using Alizarin or any other dye.
(b) Preparation of azo dye on the surface of the fabric.
6. Qualitative test for identification of alkaloids (Dragendorff Reagent and Mayer's reagent test) and terpenoids (Salkowski test).
7. Preparation of perichromic dye using p-amino Phenol and p-nitro benzaldehyde.

References (Theory):

1. Finar, I.L. (2008), **Organic Chemistry**, Volume 2, 5th Edition, Pearson Education
2. Saunders, K. J. (1988), **Organic Polymer Chemistry**, 2nd Edition Chapman & Hall, London
3. Campbell, Ian M., (2000), **Introduction to Synthetic Polymers**, 2nd Edition Oxford University Press, USA.
4. Bahadur, P. and Sastry, N.V. (2002) **Principles of Polymer Science** Narosa, New Delhi
5. Patrick, G. **An Introduction to Medicinal Chemistry** (2013), 4th Edition, Oxford University Press.
6. Priscilla Abarca, Patricia Silva, Iriux Almodovar and Marcos Caroli ezende*Quim. Nova, Vol. 37, No. 4, 745-747, 2014. <http://dx.doi.org/10.5935/0100-4042.20140120>

Credit Distribution, Eligibility and Pre-requisites of the Course

Course title & Code	Credits	Credit distribution of the course			Eligibility criteria	Pre-requisite of the course (if any)
		Lecture	Tutorial	Practical/ Practice		
Chemistry : IT Skills and Molecular Modelling	04	02	--	02	Class 12th with Physics, Chemistry, Mathematics	NA

Learning Objectives

The Learning Objectives of this course are as follows:

- To introduce the students to basic computer skills that are a must for a new age chemist.
- To acquaints the students with data tabulation, calculation, graph plotting, data analysis and document. Preparation using various software (preferably open-source).
- To learn about molecular modelling, its applications to various molecular systems, energy minimization techniques, analysis of Mulliken Charge and ESP Plots.

Learning Outcomes:

By the end of the course, the students will be able to:

- Become familiar with the use of computers
- Use software for tabulating data, plotting graphs and charts, carry out statistical analysis of the data.
- Solve chemistry problems and simulate graphs.
- Prepare documents that will incorporate chemical structure, chemical equations, mathematical expressions from chemistry.
- Understand theoretical background of computational techniques and selective application to various molecular systems.
- Learn ESP Plots by suitable software, electron rich and electron deficient sites.
- Compare computational and experimental results and explain deviations.
- Perform Optimization of geometry parameters of a molecule (such as shape, bond length and bond angle) through use of software like Chem Sketch and Argus Lab in interesting hands-on exercises.

Unit 1: Introduction to important software in chemistry

Hours:10

Introduction to different software available for drawing chemical structures (Proprietary and Open-source) like ACD ChemsSketch and 3-D viewer, ChemDraw.

Carrying out simple calculations on anyone of the following software: ArgusLab, Pymol, Avogadro, Molview, MarvinSketch.

Draw structures of various compounds (aliphatic, aromatic, heterocyclic with different functional groups) using software. Save the structures in various file formats. Incorporate the structures in word document and powerpoint presentation. SMILES notation for the chemical structures. PDB Files.

Unit 2: Handling of Numerical Data

Hours:10

Using a spreadsheet software: applying basic functions and formulae to the data, drawing charts, tables and graphs, displaying the equation of graph along with the R^2 value, incorporating tables and graphs in Word files, graphical solution of equations, plotting pressure-volume curves of van der Waals gases, Maxwell-Boltzmann distribution, concentration versus time graphs, spectral data, titration curves, etc.

Unit 3: Molecular Modelling

Hours: 10

Introduction to molecular modelling, overview of classical and quantum mechanical methods (semi empirical, ab initio and DFT) and molecular mechanics method

Intrinsic Reaction Coordinates, Stationary points, Equilibrium points – Local and Global minima, concept of transition state with examples.

Practical

(Credits: 02, Laboratory periods: 60)

Plotting graphs using a spreadsheet

1. van der Waals isotherms
2. Maxwell-Boltzmann distribution curves as function of temperature and molecular weight
3. Plot the conductometric titration curve for
 - a) strong acid vs strong base and b) weak acid vs strong base
4. Plot the pH metric titration curve for
 - a) strong acid vs strong base and b) weak acid vs strong base
5. Plot the graphs for the kinetics of first order reaction.

Molecular Modelling

6. Optimise and compare the geometry parameters of H_2O and H_2S using Argus Lab.

7. Compare the basicities of ammonia, methylamine, dimethylamine and trimethylamine using Argus Lab by comparing Mulliken charges and ESP maps.
8. Compare C-C bond lengths and bond order in ethane, ethene and ethyne using Argus Lab.
9. Determine enthalpy of isomerization of cis and trans-2-butene in Argus Lab.
10. Compare the HAH bond angles for the second row hydrides (BeH_2 , CH_4 , NH_3 , H_2O) and compare with the results from qualitative MO theory.

References (Theory):

1. Levie, R. de. (2001), **How to use Excel in analytical chemistry and in general scientific data analysis**, Cambridge Univ. Press.
2. Lewars, E. (2003), **Computational Chemistry**, Kluwer academic Publisher.
3. Cramer, C.J.(2004), **Essentials of Computational Chemistry**, John Wiley & Sons.
4. Hinchcliffe, A. (1996), **Modelling Molecular Structures**, John Wiley & Sons.
5. Leach, A.R.(2001), **Molecular Modelling**, Prentice-Hall.

References (Practical):

1. Lewars, E. (2003), **Computational Chemistry**, Kluwer academic Publisher.
2. Cramer, C.J. (2004), **Essentials of Computational Chemistry**, John Wiley & Sons.
3. Hinchcliffe, A. (1996), **Modelling Molecular Structures**, John Wiley & Sons.

Note: Some of the papers are same as in B Sc (H) Chemistry and B Sc Physical Sciences.

**Bachelor of Science (Hons.) in Applied Life Sciences with
Agrochemicals and Pest Management
SEMESTER-IV**

BOTANY COMPONENT - DSC

DISCIPLINE SPECIFIC CORE COURSE (DSC 04)

Credit distribution, Eligibility and Pre-requisites of the Course

Course title & Code	Credits	Credit distribution of the core course			Eligibility criteria	Pre-requisite of the course (If any)
		Lecture	Tutorial	Practical/ Practice		
Phytopathology ALS BOT DSC 04	4	2	0	2	Class 12 th Pass with Science	NIL

Learning Objectives:

The learning objectives of this course are as follows:

- to introduce students with various fungi, fungus like organisms, bacteria and viruses.
- to give an understanding of their characteristics, reproduction and ecology.
- to introduce students with the principles and concepts of plant pathology.
- to acquaint with various plant diseases, symptomatology, causal organisms and their control measures.

Learning Outcomes:

By studying this course, students will be able to:

- understand the world of different types of pathogens of plants.
- identify the characteristic symptoms of different groups of plant pathogens in the fields.

- understand the ecological and economical impact of plant diseases.
- identify common plant diseases and their control measures.
- understand the application and significance of integrated disease management.
- explicate the economic and pathological importance of fungi, bacteria and viruses.

Unit 1: Introduction (3 Hours)

Definition, Concepts and Terminology; General symptoms; Classification of diseases.

Unit 2: Key events of Disease development (6 Hours)

Disease cycle; Host pathogen relationships; Plant defence mechanism (Structural and biochemical); Epidemiology and Disease forecasting.

Unit 3: Fungal Diseases (5 Hours)

General symptoms; Disease cycle and Control measures - Powdery mildew of Pea.

Black stem Rust of Wheat; Smut of Barley (Loose and Covered smut).

Unit 4: Diseases caused by Oomycota (3 Hours)

General symptoms; Disease cycle and Control measures – White rust of Crucifers; Late blight of Potato.

Unit 5: Bacterial Diseases (3 Hours)

General symptoms; Disease cycle and Control measures - Citrus canker; Angular leaf spot of Cotton.

Unit 6: Viral Diseases (3 Hours)

General symptoms; Mode of transmission and Control measures-- Tobacco mosaic disease; Vein clearing of Bhindi.

Unit 7: Plant Disease Control (7 Hours)

Quarantine, Cultural practices, Physical methods, Chemical methods, Biological control (Antibiosis, Hyper-parasitism, Predation, Induced Systemic Resistance).

PRACTICAL

(60 Hours)

1. Study of White rust of crucifers, Symptoms on leaves and hypertrophy with the help of live or preserved specimens. Study of causal organism (*Albugo candida*) with the help of temporary tease/section mount. Permanent section mount of somatic and reproductive phases.
2. Study of Late blight of Potato through specimens, temporary mounts (V.S. of leaf showing infection) and permanent slides.
3. Study of Powdery mildew of Pea, Symptoms on leaves and stem of Pea with the help of live or preserved specimens. Study of *Erysiphe* asexual stage with the help of temporary tease/ section mount and sexual stage through permanent slides.
4. Study of Black stem Rust of Wheat, Symptoms on both Wheat and Barberry with the help of live or preserved specimens/photographs. Study of *Puccinia graminis tritici* with the help of temporary tease/section mount of Wheat . Permanent slides of somatic and reproductive phases on both the hosts.
5. Study of Smut of Barley, Symptoms of Loose and Covered smut through live or preserved specimens. Study of teliospores through temporary mount.
6. Study of Bacterial Diseases through the specimens - Citrus canker; Angular leaf spot of Cotton.
7. Study of Viral Diseases through specimens - Tobacco mosaic Disease; Vein clearing of Bhindi.
8. Study of Phylloplane Mycoflora through cellotape method.

9. Study through digital images / photographs – Chlorosis, Tuber rot, Apple scab, Mycoparasite, Predaceous fungi.

Essential/ Recommended readings:

1. Oliver, R. (2023) *Agrios' Plant Pathology* 6th edition, Academic Press.
2. Agrios, G.N. (2005) *Plant Pathology* 5th edition, Elsevier Academic Press, Amsterdam.
3. Sharma, P.D. (2014) *Plant Pathology* Rastogi Publications, Meerut, U.P.
4. Singh, R.S. (2021) *Plant Diseases* 10th revised edition, Medtech, New Delhi.
5. Schumann, G.L. and D'Arcy C.J. (2009) *Essential Plant Pathology* 2nd edition, American Phytopathological Society, U.S.A.

Suggestive readings:

1. Singh, R.S. (2017) *Introduction to Principles of Plant Pathology*, 5th edition, Medtech, New Delhi.
2. Gupta, R. and Chugh, G. (2022) *Plant, Microbes and Diseases*. I.K. International Pvt. Ltd., Delhi.
3. Tronsmo A.M., Munk L., Anika D., Tronsmo A., Yuen J and Collinge D.B. (2020) *Plant Pathology and Plant Diseases*. CABI Publishing, U.S.A.
4. Ownley B.H. and Trigiano R.N. (2016) *Plant Pathology Concepts and Laboratory Exercises* 3rd edition, CRC Press.

Note: Examination scheme and mode shall be as prescribed by the Examination Branch, University of Delhi, from time to time.

BOTANY COMPONENT - DSE

DISCIPLINE SPECIFIC ELECTIVE COURSE (DSE 02)

Credit distribution, Eligibility and Pre-requisites of the Course

Course title & Code	Credits	Credit distribution of the course			Eligibility criteria	Pre-requisite of the course (if any)
		Lecture	Tutorial	Practical/ Practice		
Crop Genetics and Plant Breeding ALS BOT DSE 02	4	2	0	2	Class 12 th Pass with Science	NIL

Learning Objectives:

The Learning Objectives of this course are as follows:

- to develop an understanding of the concepts of plant breeding and its applications.
- to provide adequate knowledge on the natural breeding systems of different agriculturally important plant and strategies employed for crop improvement.
- to impart skills on plant genome analysis and gene mapping using DNA markers and their use in increasing efficiency of plant breeding.
- to understand the genetic basis of hybrid vigour and development of hybrid varieties.
- to make students familiar with the concept of varietal release and rights of a farmer and plant breeder.

Learning Outcome:

By studying this course, the students will be able to:

- gain knowledge on the importance of plant breeding for developing new cultivars and use of breeding strategies for improvement of crop plants.

- understand the concept of gene pool and germplasm resources that are fundamental to crop improvement.
- explicate the breeding methods for commercially important crop plants.

Unit 1: Introduction

(2 Hours)

Importance of plant breeding and its history; Breeding systems in crop plants; Self-incompatibility, male sterility and apomixis, Important achievements in plant breeding.

Unit 2: Sources of Variation

(4 Hours)

Plant genetic resources- their management and conservation, utilization of gene pools in breeding programs. Chromosome manipulation- induced mutations, haploidy, polyploidy, somatic hybridization, somaclonal variation.

Unit 3: Conventional Breeding Methods

(8 Hours)

Selection methods for self-pollinated, cross-pollinated and vegetatively propagated crop plants; Hybridization for self-pollinated, cross-pollinated and vegetatively propagated crop plants- procedure, advantage and limitations.

Unit 4: Heterosis Breeding

(3 Hours)

Genetic and molecular basis of heterosis (hybrid vigour); Development of hybrid varieties through exploitation of hybrid vigour. Inbreeding depression.

Unit 5: Molecular Genetics and Plant Breeding

(10 Hours)

Molecular markers as tools in plant breeding; Principle of genetic linkage; Concept of genetic distance; Development and choice of mapping populations (F_2 , NILs, RILs, BC etc); Linkage map construction; Quantitative traits - Principles and methods of QTL mapping, QTL Introgression; Marker-assisted breeding- Gene tagging; Marker-aided selection (foreground and background

selection); Elimination of linkage drags; Marker assisted recurrent selection (MARS). Novel Plant Breeding Tools (TALEN's, CRISPR-Cas9, Base editing).

Unit 6: Intellectual Property Rights and Varietal Release

(3 Hours)

IPR, Patenting; Breeder's Right; Release of New Varieties-Trials & their evaluation, Prerelease, Notification and its Release; Plant variety protection; Farmer's Right.

PRACTICAL

(60 Hours)

1. Introduction to open/controlled pollinations in field and laboratory (Breeders kit; temporal details of anthesis, anther dehiscence, CMS, stigma receptivity, emasculation, bagging).
2. Analysis of the breeding system of chosen crop species by calculating pollen:ovule ratio.
3. Calculation of Index of self-incompatibility (ISI).
4. Study of dominant/ codominant nature of different molecular markers.
5. Assessment of phenotypic diversity in different accessions of given plant material using morphological markers.
6. Assessment of genetic diversity and construction of dendrogram using molecular markers.
7. Phenotypic screening of a mapping population/ land races for biotic stress resistance and calculating the log of percentage severity and symptom score.
8. Study of floral biology, emasculation and hybridization techniques in self-pollinated and cross-pollinated crops.
9. Estimation of heterosis, inbreeding depression and heritability.
10. Project: Case study based on gene mapping.
11. Field trip to plant breeding station.

Essential/recommended readings

1. Acquaah, G. (2012). *Principles of Plant Genetics & Breeding*. 2nd edition. Hoboken, NJ, Wiley.

2. Allard, R.W. (1999). *Principles of Plant Breeding*. John Wiley, New York.
3. Singh, B.D. (2022). *Plant Breeding: Principles and Methods*, 12th edition. New Delhi, Delhi: Kalyani Publishers.
4. Frey, K. J. (1982). *Plant Breeding II*. Kalyani Publishers, New Delhi.

Suggestive readings:

1. Welsh, J. R. (1981). *Fundamentals of Plant Genetics and Breeding*. John Wiley and Sons, New York.
2. Poehlman J. M. and Sleper D. A. (1995). *Breeding Field Crops*, 4th Ed. Panima Publishing Corporation, New Delhi.
3. Chopra, V.L. (2023). *Plant Breeding: Theory and Practice* 2nd Restructured Edition, New India Publishing Agency, New Delhi.

Note: Examination scheme and mode shall be as prescribed by the Examination Branch, University of Delhi, from time to time.

**Bachelor of Science (Hons.) in Applied Life Sciences with
Agrochemicals and Pest Management**

SEMESTER-IV

Chemistry Component - DSC

DISCIPLINE SPECIFIC CORE COURSE (DSC 04)

Credit distribution, Eligibility and Pre-requisites of the Course

Course title & Code	Credits	Credit distribution of the course			Eligibility criteria	Pre-requisite of the course
		Lecture	Tutorial	Practical/ Practice		
Fundamentals of Agrochemistry ALS CHEM DSC 04	4	2	0	2	Class 12 th Pass with Science	NIL

Learning Objectives:

The Learning objectives of this course are as follows:

- to develop a scientific understanding of the diverse approaches to classify the agrochemicals.
- to make them familiar of chemical structure, mode of action and uses of pesticides.
- to impart the knowledge of pesticide formulation, their types, advantages and disadvantages.
- to make them aware of the hazards of agrochemicals and their impact on human health.

Learning Outcomes:

By studying this course, students will be able to:

- learn classification of pesticides.
- analyze the impact of stereochemical aspects on pesticidal activity.

- carry out preparation of formulations and analysis.
- handle pesticides safely in view of human health and environment.

Unit 1: Pesticides

(5 Hours)

Different classes of pesticides based on use or target pests (Only definitions and examples- no structural requirement): Herbicides, Fungicides, Insecticides, Rodenticides, Acaricides, Bactericides, Chemosterillant, Molluscicide, Nematicides, Plant growth regulators, Repellents, Antifeedants, Sex attractants, Classification of pesticides based on chemical nature, mode of entry, mode of action and toxicity.

Unit 2: Herbicides

(6 Hours)

Structure, uptake, mode of action and uses along with key points on human toxicity, with special reference to the individual compounds mentioned (synthesis excluded):

- Aryl alkanolic acids: 2, 4 D, 2,4DB, MCPA and other acid derivatives: dicamba, dichlorobenil, dalapon {along with structure-activity relationship (SAR)}
- Aromatic carbamates: Barban and asulam.
- Triazines: Simazine, Atrazine
- Bipyridinium: Paraquat
- Organophosphorous: Glyphosate
- Sulfonylurea: Chlorosulfuron
- Uracils: Bromacil
- Ureas: Monuron and Isoproturon

Unit 3: Fungicides

(6 Hours)

Structure, mode of action and uses along with key points on human toxicity, with special reference to the individual compounds mentioned (synthesis excluded):

- Copper and mercury derivatives
- Dithiocarbamates: Thiram, Ziram, Nabam
- Dinitro phenols: 2, 4-Dinitro o-Cresol (DNOC)

- d) Quinines: Dichlone
- e) Benzimidazoles: Benomyl
- f) Organophosphorus fungicides: Kitazine
- g) Phenyl amides: Metalaxyl
- h) Triazoles: Propiconazole
- i) Thiophanates: Thiophanates

Unit 4: Conventional Pesticides

(4 Hours)

With special reference to the individual compounds mentioned (*synthesis excluded*):

Structure, pesticidal properties and stereochemical aspects (*if any*), mode of action, uses and comments on human toxicity

- a) Carbamate insecticides: Carbaryl, Methomyl
- b) Organophosphorus insecticides: Malathion, Parathion
- c) Organochlorine Insecticides: Chlordane, Heptachlor, DDT

Unit 5: Introduction to other Pesticides

(4 Hours)

Structure, stereochemical aspects (*if any*), use and toxicity of the following (*synthesis excluded*):

- a) Alkaloid family: Nicotine
- b) Pyrethrins: Pyrethrin-I and II
- c) Fumigants: Example of Halogenated Hydrocarbons
- d) Rodenticides: Inorganic and organic (Two examples each)
- e) Repellents: DEET, Diethylphthalate

Unit 6: Pesticide Formulations

(5 Hours)

1. Definition and purpose of formulations.
2. Brief discussion on the following type of formulations:
 - a) Solid formulations: dusts (D), granules (G), pellets (P), wettable powders (WP or W), dry flowable (DF), soluble powders (SP); poison baits (B)

- b) Liquid formulations: emulsified concentrates (EC or E), solutions, flowing suspensions (F or L), Suspension Concentrate (SC), aerosols (A)
- c) Other type of formulations: fumigants (F); microencapsulated product (M) for controlled-release.

PRACTICAL

(60 Hours)

1. Preparation of Bordeaux mixture and Bordeaux paste.
2. Preparation of Dithiocarbamate fungicide analogous from aromatic/aliphatic amine and separated as sodium /zinc/ manganese salt.
3. Preparation of homemade rodent bait.
4. Preparation of Emulsifiable concentrate (EC) formulation of given organic compound as oil in water emulsion(O/W).
5. Preparation of EC formulation: Emulsifiable concentrate of neem oil.
6. Preparation of standard hard water.
7. To determine the emulsion stability of given EC formulation.
8. Determination of bulk density of WP formulation.
9. **Project Writing:** For project work pesticides to be selected from the theory portion
 - (a) Use of Globally Harmonized System (GHS) of classification and labelling of chemicals
 - (b) The impact of pesticides on the environment.
 - (c) Pesticide exposure and its impact on human health.

Essential /Recommended readings:

1. Buchel, K. H., (1983) *Chemistry of Pesticides*, John Wiley & Sons Inc ISBN 13 978-0471056829
2. Melnikov,N.N. (1971) *Chemistry of Pesticides*, Edited By: Frances A. Gunther, Jane Davies Gunther, Springer, ISBN: 978-1-4684-6253-1
3. Cremlyn, R. (1978) *Pesticides: Preparation and mode of action*, 1st edition (October 19, 1978) John Wiley & Sons., 0471996319

4. Kenneth, A., Hessall (2013) *The chemistry of Pesticides, their Metabolism, Mode action and uses in crop*, Bio-Green Books, ISBN13: 978-9386237118
5. Sree Ramulu, U. S. (1979) *Chemistry of insecticides and fungicides*, 3rd Edition, Scientific Publishers; Edition: 2020, ISBN: 9789389832020
6. Roberts, T.R., Hutson, D.H., Jewess P.J., (1998) *Metabolic pathways of agrochemicals: insecticides and fungicides*. Royal Society of Chemistry
7. Handa, S.K., (2008) *Principles of Pesticide Chemistry*, Ed. By Agrobios (India) ISBN-13: 9788177542165
8. Singh Anupama et. al (2022) *Basics of Agrochemical Formulations*, Brillion Publishing ; ISBN: 9789392725128
9. Parmar, B.S., Tomar, S.S., (2010) *Pesticide formulation-Theory and practice* , CBS Publisher; ISBN 13: 9788123911243

Suggestive readings

1. Matolcsy,G., Nádasy,M., Andriská,V.,(1989) *Pesticide Chemistry*, 1st Edition - January 1, 1989; eBook ISBN: 9780080874913
2. Vyas, S. C. (1993) *Handbook of Systemic Fungicides: Compounds*. Tata McGraw-Hill.
3. Ashworth, R. D. B., (1970) *Analysis of technical and formulated pesticides*, Volume 1 ,CIPAC handbook.
4. Jim A. Turner, (2018) *The Pesticide Manual: A World Compendium*, British Crop Production Council.
5. World Health Organization. (2011). *International code of conduct on the distribution and use of pesticides: guidelines for quality control of pesticides* (No. WHO/HTM/NTD/WHOPES/2011.4). World Health Organization.
6. Zweig, G. (Ed.). (2013). *Principles, Methods, and General Applications: Analytical Methods for Pesticides, Plant Growth Regulators, and Food Additives, Vol. 1* (Vol. 1). Elsevier.

Note: Examination scheme and mode shall be as prescribed by the Examination Branch, University of Delhi, from time to time.

CHEMISTRY COMPONENT - DSE

DISCIPLINE SPECIFIC ELECTIVE COURSE (DSE 02)

Credit distribution, Eligibility and Pre-requisites of the Course

Course title & Code	Credits	Credit distribution of the course			Eligibility criteria	Pre-requisite of the course
		Lecture	Tutorial	Practical/ Practice		
Organic Chemistry in Pesticide Synthesis ALS CHEM DSE 02	4	2	0	2	Class 12 th Pass with Science	NIL

Learning Objectives:

The Learning objectives of this course are as follows:

- to familiarize students to different types of classification of pesticides.
- to familiarize with factors that make the organic compound to be considered as pesticide.
- to understand the correlation of stereochemistry of pesticide and pesticidal activity.
- to inculcate the awareness about the hazards of pesticides.

Learning Outcomes:

By studying this course, students will be able to:

- analyze important aspects attributing pesticidal activity to organic molecules.
- explain the strategies involved in synthesis of different pesticides.

- illustrate the impact of stereochemical aspects on pesticidal activity.
- handle pesticides safely in view of human health and environment.

Unit 1: Key Consideration for Pesticidal Activity of Organic Compounds (3 Hours)

- a) Chemical structure (key functional groups in pesticides)
- b) Mode of action to the selected target
- c) Metabolism and metabolites
- d) Toxicity concerns mainly human toxicity and ecotoxicity

Unit 2: Insecticides (5 Hours)

Structure, stereochemical aspects and toxicity of the following (synthesis excluded):

- a) Alkaloid family: Nicotine
- b) Nicotine analogous: Imidacloprid
- c) Pyrethrins: Pyrethrin-I and II
- d) Pyrethroids: Cypermethrin

Unit 3: Organic Halogenated Compounds as Pesticides (9 Hours)

- a) Synthesis of Halogenated Hydrocarbons as Fumigants
 - I. Methyl bromide (Bromomethane)
 - II. 1,2-Dibromoethane
 - III. 1,2-Dichloroethane
 - IV. Carbon tetrachloride
- b) Synthesis of DDT and Methoxychlor.
- c) Synthesis of Hexachlorocyclohexane (BHC) and discussion of its stereoisomers.
- d) Synthesis of Chlordane and Heptachlor from Hexachlorocyclopentadiene (HCCP) by Diels Alder reaction and discussion of their stereoisomers.

Ecological problems due to Organic Halogenated Compounds as Pesticides, their toxicity and effect on Human Health

Unit 4: Organophosphorus Insecticides: (6 Hours)

General chemistry of phosphate esters (Esters of Phosphoric and Phosphorothioic acids)

Synthesis of:

- a) Vinyl organophosphates: Dichlorvos, Mevinphos (Phosdrin)
- b) Phosphorothioates: Parathion, Methyl-parathion
- c) Phosphorodithioate: Malathion
- d) Heterocyclic phosphorodithioate: Phosmet

Unit 5: Carbamates (4 Hours)

General chemistry of carbamates: N-methyl carbamates and N, N-dimethyl (alkyl) carbamates

Synthesis of Carbaryl, Bendiocarb, MTMC, and Methomyl

Unit 6: Other Agrochemicals (3 Hours)

Synthesis of DNOC, Captan, 2,4-D, Ziram, Zineb, DEET and their uses.

PRACTICAL (60 Hours)

The following synthesis should be carried out starting from 0.5-1.0 g of the organic compound. The product to be recrystallized and melting point to be determined.

(Experiments 1 to 6 are synthetic analogues of selected chemical class of pesticides)

1. Synthesis of aryloxy acetic acid class of herbicide (any one of the following)
 - a) 4-chlorophenoxy acetic acid
 - b) 4-methylphenoxy acetic acid
 - c) 2-methylphenoxy acetic acid

2. Preparation of Dithiocarbamate fungicide analogous from aromatic/aliphatic amine and separated as sodium /zinc/ manganese salt.
3. Preparation of urea derivative from phenylisocyanate and aniline.
4. Preparation of carbamate derivative from phenylisocyanate and alcohol/phenol.
5. Preparation of benzimidazole/2-benzylimidazole /2-Methylbenzimidazole.
6. Synthesis of 3,5-dimethylpyrazole.
7. Preparation of mosquito repellent Diethyl phthalate in two steps:
 - Step-1: Preparation of phthalic anhydride
 - Step-2 : Preparation of Diethyl phthalate
8. To prepare Neem extract from neem leaves and/or seeds.
9. **Project Writing:** Insecticidal properties of Neem extract and its uses.

Essential /Recommended readings:

1. Buchel, K. H. (1983) *Chemistry of Pesticides* , John Wiley & Sons, ISBN 13 978-0471056829
2. Melnikov, N.N. (1971) *Chemistry of Pesticides*, Edited By: Frances A. Gunther, Jane Davies Gunther, Springer, ISBN: 978-1-4684-6253-1
3. Cremlyn, R. (1978) *Pesticides. Preparation and mode of action*, 1st edition John Wiley & Sons, 0471996319
4. Kenneth A, Hessall (2013), *The chemistry of Pesticides, their Metabolism, Mode action and uses in crop*, Bio-Green Books, ISBN13: 978-9386237118
5. Sree Ramulu, U. S. (1979) *Chemistry of insecticides and fungicides*, 3rd Scientific Publishers; Edition: 2020, ISBN: 9789389832020
6. Roberts, T.R., Hutson, D.H., Jewess, P.J. (1998) *Metabolic pathways of agrochemicals: insecticides and fungicides*, Royal Society of Chemistry
7. Matolcsy, G., Nádasy, M., Andriská, V. (1989) *Pesticide Chemistry* 1st Edition, eBook ISBN: 9780080874913

Suggestive readings

1. Handa, S.K. (2008) *Principles of Pesticide Chemistry*, Ed. By Agrobios (India) ISBN-13: 9788177542165
2. Vyas, S. C. (1993) *Handbook of Systemic Fungicide Compounds*. Tata McGraw-Hill.
3. Jim A. Turner (2018) *The Pesticide Manual: A World Compendium*, British Crop Production Council.
4. World Health Organization (2011) *International code of conduct on the distribution and use of pesticides: guidelines for quality control of pesticides* (No. WHO/HTM/NTD/WHOPES/2011.4). World Health Organization.
5. Zweig, G. (Ed.), (2013) *Principles, Methods, and General Applications: Analytical Methods for Pesticides, Plant Growth Regulators, and Food Additives, Vol. 1* (Vol. 1). Elsevier.
6. "IARC Monograph on Evaluation of Carcinogenic Risk of Chemicals to Humans", Supplement 7, International Agency for Research on Cancer, Lyon, 1987.

Note: Examination scheme and mode shall be as prescribed by the Examination Branch, University of Delhi, from time to time.

**Bachelor of Science (Hons.) in Applied Life Sciences with
Agrochemicals and Pest Management
SEMESTER-IV**

ZOOLOGY COMPONENT – DSC

DISCIPLINE SPECIFIC CORE COURSE (DSC 04)

Credit distribution, Eligibility and Pre-requisites of the Course

Course title & Code	Credits	Credit distribution of the course			Eligibility criteria	Pre-requisite of the course
		Lecture	Tutorial	Practical/ Practice		
Agricultural Pests ALS ZOO DSC 04	4	2	0	2	Class 12 th Pass with Science	NIL

Learning Objectives:

The learning objectives of this course are as follows:

- to impart knowledge about the various agricultural pests and the nature of damage caused by them.
- to apprise the students of the lifecycle of the pest and the specific stage at which it is destructive to the host.
- to acquaint them of the different control measures applied for the management of pests.

Learning Outcomes:

By studying this course, students will be able to:

- identify and differentiate among various types of pests.
- acquire knowledge of the damage caused by agricultural pests.
- better understand the methods of control for the management of the pests.

Unit 1: Introduction**(3 Hours)**

Classification, identification, distribution and host-range of agricultural pests; Overview of: bionomics, nature and extent of damage, seasonal abundance and management of insect pests.

Unit 2: Pests of Cereals**(2 Hours)**

Biology, nature, extent of damage and control: *Chilozonellus*, *Sesamia inferens*

Unit 3: Pests of Oilseeds**(4 Hours)**

Bionomics, lifecycle and management: *Lipaphis erysimi*, *Athalialugen sproxima*, *Achaea janata*, *Euproctis lunata*.

Unit 4: Pests of Fibre Crops**(5 Hours)**

Bionomics, life cycle and management: *Helicoverpa armigera*, *Earias vitella*, *Pectinophora gossypiella*, *Oxycarenum laetus*, *Dysdercus koenigii*.

Unit 5: Pests of Paddy and Sugarcane**(5 Hours)**

Biology, nature of damage and control: *Leptocorisa varicornis*, *Hispa (Dicladispa) armigera*, *Spodoptera exempta*, *Scirpophaga nivella*, *Pyrilla perpusilla*, *Emmalocera depressella*, *Aleurolobus barodensis*.

Unit 6: Stored Grain Pests**(6 Hours)**

Life cycle, nature of damage and control: *Sitophilus oryzae*, *Rhyzopertha dominica*, *Trogoderma granarium*, *Sitotroga cerealella*, *Callosobruchus chinensis*, *Atherigona varia*, *Calocorisan gustatus*, *Mythimna separate*, *Macrosiphum miscanthi* / *Sitobion avenae*.

Unit 7: Polyphagous Pests**(5 Hours)**

Lifecycle and control: grasshopper, locust, termite, white grub, hairy caterpillar, and non-insect pests (mites, birds, rodents, snails, slugs).

PRACTICAL

(60 Hours)

1. Identification, life cycle and damage caused by following pests:

Chilo zonellus, *Sesamia inferens*, *Lipaphis erysimi*, *Helicoverpa armigera*, *Earias vitella*, *Pectinophora gossypiella*, *Oxycarenum laetus*, *Dysdercus koenigii*, *Athalia lugen sproxima*, *Achaea janata*, *Euproctis lunata*, *Hispa (Dycladispa) armigera*, *Spodoptera exempta*, *Pyrilla perpusilla*, *Emmalocera depresso*, *Sitophilus oryzae*, *Rhyzopertha dominica*, *Trogoderma granarium*, *Sitotroga cerealella*, *Callosobruchus chinensis*, *Atherigona varia*, *Calocorisan gustatus*, *Mythimna separate*, *Macrosiphum miscanthi* / *Sitobion avenae*.

2. Identification and life cycle of grasshoppers and locusts.

3. Study of life cycle and management of non-insect pests through specimens/photographs.

4. Collection and identification of stored grains pests and nature of damage caused by them.

5. Field visits to Central warehouse/FCI godowns/ CFTRI, IGSMRI.

Essential/recommended readings

1. Dhaliwal G.S. and Singh R. (2004) *Host Plant Resistance to Insects - Concepts and Applications*. Panima Publications., New Delhi.
2. Evans J.W. (2005). *Insect Pests and their Control*. Asiatic Publications., New Delhi.
3. Atwal A.S. and Dhaliwal G.S. (2018) *Agricultural Pests of South Asia and their Management*, 7th Edition Kalyani Publ., New Delhi.

Suggestive readings

1. Maxwell F.G. and Jennings P.R. (Eds). (1980) *Breeding Plants Resistant to Insects*. John Wiley and Sons, New York.
2. Sharma V. (2015) *Agricultural Pest Management*, Rajat Publications.

3. Awasthi V. B. (2017) Agricultural Insect Pest and their Control, 2nd edition, Scientific Publisher India.

Note: Examination scheme and mode shall be as prescribed by the Examination Branch, University of Delhi, from time to time.

ZOOLOGY COMPONENT – DSE

DISCIPLINE SPECIFIC ELECTIVE COURSE (DSE 02)

Credits distribution, Eligibility and Pre-requisites of the Course

Course title & Code	Credits	Credit distribution of the course			Eligibility criteria	Pre-requisite of the course
		Lecture	Tutorial	Practical/ Practice		
Developmental Biology of Animals ALS ZOO DSE 02	4	2	0	2	Class 12 th Pass with Science	NIL

Learning Objectives:

The learning objectives of this course are as follows:

- to acquaint students of different phases of development and changes from embryonic to post-embryonic stage.
- to comprehend the basic principles and concepts underlying developmental processes at the cellular and molecular level.
- to learn about gametogenesis, cleavage patterns, morphogenetic movements and the importance of extraembryonic membranes.

- to apprise the students of the applications of this course in addressing the problems of developmental abnormalities and infertility in human.

Learning Outcomes:

By studying this course, students will be able to:

- understand the events that lead to the formation of a multicellular organism from a single cell.
- learn the general patterns and sequential developmental stages during embryogenesis.
- acquire better knowledge of the mechanisms involved in morphogenesis and interactions of cells during gastrulation, placentation, regeneration and metamorphosis.
- appreciate the importance of IVF and amniocentesis for tackling infertility and developmental abnormalities.

Unit 1: Introduction

(2 Hours)

Historical background, phases of development, growth and differentiation, cytoplasmic determinants, teratogens.

Unit 2: Early Embryonic Development

(15 Hours)

Gametogenesis: spermatogenesis, oogenesis; types of eggs, egg membranes; fertilization (External and Internal), blocks to polyspermy, planes and patterns of cleavage, types of blastula, fate maps, morphogenetic movements, gastrulation in frog and chick.

Unit 4: Late Embryonic Development

(5 Hours)

Fate of germ layers, extraembryonic membranes in birds, placenta (structure, types and functions).

Unit 5: Post-embryonic Development

(5 Hours)

Metamorphic changes in amphibians and insects; regeneration: modes of regeneration, epimorphosis, morphallaxis and compensatory regeneration, limb regeneration in tailed amphibia.

Unit 6: Applications of Developmental Biology

(3 Hours)

Embryonic stem cell; *in vitro* fertilization, amniocentesis.

PRACTICAL

(60 Hours)

1. Study of whole mounts and sections of developmental stages of frog through permanent slides: Egg, cleavage stages, blastula, gastrula, neurula (neural plate, neural fold and neural tube stages), tailbud stage, tadpole (external and internal gill stages)
2. Study of whole mounts of developmental stages of chick through permanent slides (Hamburger and Hamilton stages): Stage 3 (Intermediate Streak)-13 hours, stage 4 (Definitive streak)-18 hours, stage 5 (Head process)-21 hours, Stage 7- 24 hours, stage 8- 28 hours, stage 10-33 hours, stage 11- 40 hours, stage 13- 48 hours, stage 19- 72 hours and stage 24- 96 hours of incubation.
3. *In vivo* study of chick embryo development by windowing and candling methods. (Demonstration only).
4. Study of different stages of development of *Drosophila*.
5. Study of different types of placenta (photomicrographs/ slides).
6. Project report on *Drosophila* development/Visit to poultry farm/IVF Centre.

Essential/recommended readings:

1. Gilbert, S.F. (2016) *Developmental Biology*, Sinauer Associates, Inc. Publishers, Sunderland, Massachusetts, USA.
2. Balinsky B. I. and Fabian B. C. (2006) *An Introduction to Embryology*. 8th Edition, International Thompson Computer Press.
3. Kalthoff, K. (2001) *Analysis of Biological Development*. 2nd Edition, McGraw Hill Publishers.

Suggestive readings:

1. Arora, R. and Grover, A. (2018) *Developmental Biology: Principles and Concepts*. 1st Edition, R. Chand & Company.
2. Baweja, V. and Misra, M. (2021) *E-book on Practical Manual of Developmental Biology*.
3. Carlson, B.M. (2007) *Foundations of Embryology*. 6th Edition, Tata McGraw-Hill Publishers.

Note: Examination scheme and mode shall be as prescribed by the Examination Branch, University of Delhi, from time to time.

**Bachelor of Science (Hons.) in Applied Life Sciences with
Agrochemicals and Pest Management
SEMESTER-V**

BOTANY COMPONENT - DSC

DISCIPLINE SPECIFIC CORE COURSE (DSC 05)

Credit distribution, Eligibility and Pre-requisites of the Course

Course title & Code	Credits	Credit distribution of the core course			Eligibility criteria	Pre-requisite of the course (If any)
		Lecture	Tutorial	Practical/ Practice		
Physiology and Biochemistry in Plant Development ALS BOT DSC 05	4	2	0	2	Class 12th Pass with Science	NIL

Learning Objectives:

The learning objectives of this course are as follows:

- to understand the fundamental concepts of plant physiology and metabolism.
- to identify the role of water, minerals, hormones, and light in plant growth and development.
- to understand the basic biochemical mechanisms and mineral nutrition of plants.
- to identify the criteria for the essentiality of elements.
- to understand the role of hormones in plant growth and development.
- to examine the commercial applications of growth regulators.
- to understand the physiology of flowering and senescence.
- to understand the mechanisms of photosynthesis and respiration.
- to examine the biological nitrogen fixation in plants.

Learning Outcomes:

By studying this course, students will be able to:

- comprehend the physiological processes that occur in plants, including the role of water, minerals, hormones, and light in plant growth and development.
- acquaint the basic biochemical mechanisms of plants, including photosynthesis, respiration, nitrogen metabolism, and chemical regulation of growth and development.
- comprehend the process of biological nitrogen fixation, reproductive physiology and senescence of plants.
- develop practical skills in plant physiology and metabolism.

Unit 1: Plant-water relations

(3 Hours)

Water potential and its components, pathway of water movement, ascent of sap, transpiration and its significance, factors affecting transpiration, root pressure and guttation.

Unit 2: Mineral Nutrition

(3 Hours)

Essential elements, Macro- and micronutrients, Criteria for essentiality of elements, Methods of studying mineral requirement (Hydroponics, Aeroponics)

Unit 3: Translocation in Phloem

(3 Hours)

Composition of phloem sap, girdling experiments, Pressure Flow Model, phloem loading and unloading.

Unit 3: Chemical Regulation of Growth and Development

(3 Hours)

Role of hormones in plant growth and development, Commercial applications of growth regulators, Growth retardant and its usefulness

Unit 4: Reproductive Physiology and Senescence

(3 Hours)

Photo-periodism and flowering response, Photo-perception and critical photoperiod, Phytochrome and its role in flowering, Vernalization and senescence.

Unit 5: Photosynthesis

(7 Hours)

Historical contributions of Blackman, Emerson, and Hill, Photosynthetic pigments (chlorophyll-a and b, xanthophyll, carotene), Photosystem I and II, reaction center, antenna molecules, Electron transport and mechanism of ATP synthesis, C₃ pathway, C₄ and CAM plants (in brief, no pathways), Photorespiration.

Unit 6: Respiration

(5 Hours)

Glycolysis, Anaerobic respiration, TCA cycle, Oxidative phosphorylation, Glyoxylate cycle, RQ

Unit 7: Nitrogen Metabolism

(3 Hours)

Biological nitrogen fixation - nodulation in detail, Nitrate and ammonia assimilation.

PRACTICAL

(60 Hours)

1. To determine the osmotic potential of plant cell sap by plasmolytic method.
2. Calculate stomatal index and stomatal frequency of a mesophyte and a xerophyte.
3. Study Hill's reaction.
4. To study the effect of the environmental factor light on transpiration by excised twig.
5. Study the effect of light intensity on O₂ evolution in photosynthesis.
6. Compare the rate of respiration in any two parts of a plant.
7. To study the activity of catalase and the effect of pH and heavy metals.
8. Demonstrate the effect of auxin on rooting.
9. Demonstration of Bolting.
10. Demonstration of root respiration.

11. Demonstration of suction due to transpiration
12. A field visit to Hydroponics and Aeroponics facilities.

Essential/ Recommended readings:

1. Hopkins, W. G., Huner, N. P. A. (2009) *Introduction to Plant Physiology*, 4th edition. New Delhi, Delhi: Wiley India Pvt. Ltd
2. Taiz, L., Zeiger, E., Moller, I. M., Murphy, A. (2018) *Plant Physiology and Development International* 6th edition. New York, NY: Oxford University Press, Sinauer Associates.
3. Kochhar, S.L., Kaur, S. and Gujral, S.K. (2020) *Plant Physiology: Theory and Applications*. New Delhi, Delhi: Foundation Books, imprint of Cambridge University Press India Pvt, Ltd.

Suggestive readings:

1. Bajracharya, D. (1999) *Experiments in Plant Physiology: A Laboratory Manual*. New Delhi, Delhi: Narosa Publishing House.
2. Bhatla S.C. and Lal, M.A. (2018) *Plant Physiology, Development and Metabolism*, Springer.
3. Salisbury F.B. and Ross C.W. (1992) *Plant Physiology*, 4th edition, Wadsworth Publishing Company, California.

Note: Examination scheme and mode shall be as prescribed by the Examination Branch, University of Delhi, from time to time.

BOTANY COMPONENT - DSE

DISCIPLINE SPECIFIC ELECTIVE COURSE (DSE 03)

Credit distribution, Eligibility and Pre-requisites of the Course

Course title & Code	Credits	Credit distribution of the core course			Eligibility criteria	Pre-requisite of the course (If any)
		Lecture	Tutorial	Practical/ Practice		
Developmental Biology of Plants ALS BOT DSE 03	4	2	0	2	Class 12 th Pass with Science	NIL

Learning Objectives:

The learning objectives of this course are follows:

- to acquaint the students with internal basic structure and cellular composition of the plant body.
- to correlate structure with important functions of different plant parts.
- to study of various tissue systems and their development and functions in plants
- to have knowledge of the flowering and fruiting, reproduction process, role of pollinators, ovule and seed development.

Learning Outcomes:

By studying this course, students will be able to:

- gain knowledge of various cells and tissues, meristem, epidermal and vascular tissue system in plants.

- get an insight of various aspects of growth, development of the tissues and differentiation of various plant organs.
- gain the knowledge of basic structure and organization of plant parts in angiosperms and its correlation with morphology and functions.
- get acquainted with pollen development and pollination, ovule development and fertilization, endosperm development and its importance.

Unit 1: Meristematic and permanent tissue: (4 Hours)

Meristems and derivatives- structural organization of shoot and root apices; permanent tissue: simple and complex tissues.

Unit 2: Dermal System (2 Hours)

Epidermis, stomata, trichomes and glands

Unit 3: Organs (4 Hours)

Structure of dicot and monocot root, stem and leaf

Unit 4: Secondary Growth (4 Hours)

Vascular cambium – structure and function, Secondary growth in root and stem, periderm.

Unit 5: Anther (4 Hours)

Structure and development, microsporogenesis, Pollen Development, structure of pollen and pollen wall (Basic Concepts).

Unit 6: Ovules (4 Hours)

Structure and types, megasporogenesis and mega gametogenesis, mature embryo sac.

Unit 7: Pollination and Fertilization (4 Hours)

Pollination mechanisms and adaptations; double fertilization; sexual incompatibility- basic concepts

Unit 8: Endosperm and Embryo (3 Hours)

Types and function of endosperm, embryogenesis, dicot and monocot embryo

Unit 9: Seed development (1 Hours)

Basic concepts of seed development

PRACTICAL (60 Hours)

1. Study of root and shoot apex through permanent slides and photographs.
2. Tissues (parenchyma, collenchyma, sclerenchyma and their types); Macerated xylary elements, Phloem (Permanent slides/ Photographs/ Digital resources)
3. To cut transverse section of stem: Monocot: *Zea mays*; Dicot: *Helianthus*; Study of secondary growth in *Helianthus* stem.
4. To cut transverse section of root: Monocot: *Zea mays*; Dicot: *Cicer*; Study of secondary growth in *Helianthus* .
5. Study of structure of Dicot and Monocot leaf.
6. Study of anther structure (young and mature).
7. Calculation of percentage of germinated pollen in a given medium through hanging

drop/sitting drop method.

8. Types of ovules: anatropous, orthotropous, circinotropous, amphitropous/
campylotropous.
9. Female gametophyte: Mature embryo sac (photographs). Ultrastructure of mature egg
apparatus cells through electron micrographs.
10. Dissection of embryo and endosperm from developing seeds.

Essential/ Recommended readings:

1. Bhojwani, S.S., Bhatnagar, S.P. (2011). *Embryology of Angiosperms*, 5th edition. New
Delhi, Delhi: Vikas Publication House Pvt. Ltd.
2. Mauseth, J.D. (1988). *Plant Anatomy*. San Francisco, California: The Benjamin/Cummings
Publisher.
3. Franklin, E. R. (2006). *Esau's Plant Anatomy: Meristems, Cells, And Tissues of the Plant
Body: Their Structure, Function, and Development*. New Jersey, U.S.: John Wiley & Sons,
Inc., Hoboken.
4. Shivanna, K.R. (2003). *Pollen Biology and Biotechnology*. Delhi, Delhi: Oxford and IBH
Publishing Co. Pvt. Ltd.

Suggestive readings:

1. Raghavan, V. (2000). *Developmental Biology of Flowering plants*. Netherlands, Europe:
Springer.

2. Johri, B.M. (1984). *Embryology of Angiosperms*. Netherlands, Europe: Springer-Verlag.
3. Bhojwani S.S., Dantu P.K. and Bhatnagar, S.P. (2015) *The Embryology of Angiosperms*, 6th edition. Vikas Publication House Pvt. Ltd. New Delhi.
4. Tayal, M.S. (2021). *Plant Anatomy*, 4th Edition. Meerut, U.P.: Rastogi publications.
5. Crang, R., Lyons-Sobaski, S., and Wise, R., (2018) *Plant Anatomy: A Concept-Based Approach to the Structure of Seed Plants*, 1st Edition, Springer Nature Switzerland AG.

Note: Examination scheme and mode shall be as prescribed by the Examination Branch, University of Delhi, from time to time.

CHEMISTRY COMPONENT - DSC

DISCIPLINE SPECIFIC CORE COURSE (DSC 05)

Credit distribution, Eligibility and Pre-requisites of the Course

Course title & Code	Credits	Credit distribution of the course			Eligibility criteria	Pre-requisite of the course (if any)
		Lecture	Tutorial	Practical/ Practice		
Physical Chemistry; ALS CHEM DSC 05	4	2	0	2	Class 12 th Pass with Science	NIL

Learning Objectives:

The Learning Objectives of this course are as follows:

- to make students able to understand thermodynamic concepts, properties of thermodynamic systems, laws of thermodynamics and thermochemistry.
- to introduce the basic concept of chemical equilibrium, ionic equilibria and conductance and their correlation among themselves and with other branches of chemistry.
- to provide basic understanding of the behavior of electrolytes and their solution.

Learning Outcomes:

By studying this course, students will be able to:

- understand the laws of thermodynamics, thermochemistry and equilibria.
- explain the concept of pH and its effect on various physical and chemical properties of the compounds.
- use the concepts learnt to predict feasibility of chemical reactions and to analyse the behaviour of reactions in equilibrium.
- apply classroom knowledge to local environmental phenomena and interpret them in relation to the chemistry involved in both conceptual and experimental aspects.

Unit 1: Chemical Energetics**(8 Hours)**

Review of thermodynamics and the laws of thermodynamics

Thermochemistry: Important principles and definition of thermochemistry, *Conventions* about the *thermochemical equation*, Enthalpy of reactions: standard states; enthalpy of neutralization, enthalpy of ionization, enthalpy of hydration, enthalpy of formation, *enthalpy of solution: integral and differential enthalpies of solution and dilution, calculation of bond energy, bond dissociation energy and resonance energy from thermochemical data*, the effect of temperature (Kirchhoff's equations) on the enthalpy of reactions.

Statement of Third Law of thermodynamics and calculation of absolute entropies of substances.

Unit 2: Chemical Equilibrium**(6 Hours)**

Free energy change in a chemical reaction. Thermodynamic derivation of the law of chemical equilibrium. Distinction between ΔG and ΔG° , Le Chatelier's principle, relationship between K_p , K_c and K_x for reactions involving ideal gases.

Unit 3: Ionic Equilibria**(10 Hours)**

Strong, moderate, and weak electrolytes, degree of ionization, factors affecting the degree of ionization, Ostwald's dilution law, ionization constant, and ionic product of water. Ionization of weak acids and bases, pH scale, common ion effect, Buffer solutions, Henderson- Hasselbach equation, salt hydrolysis- calculation of hydrolysis constant, degree of hydrolysis and pH of different salts, solubility and solubility product of sparingly soluble salts-applications of solubility product principle. Qualitative treatment of acid-base titration curves (calculation of pH at various stages).

Unit 4: Conductance**(6 Hours)**

Conductivity, equivalent and molar conductivity and their variation with dilution for weak and strong electrolytes. Kohlrausch's law of independent migration of ions. Ionic mobility. Applications of conductance measurements: determination of degree of ionization of weak electrolytes, solubility and solubility products of sparingly soluble salts, ionic product of water,

hydrolysis constant of a salt. Conductometric titrations (only acid-base).

PRACTICAL

(60 Hours)

Thermochemistry

1. Determination of heat capacity of calorimeter for different volumes.
2. Determination of enthalpy of neutralization of hydrochloric acid with sodium hydroxide.
3. Determination of the enthalpy of ionization of ethanoic acid.
4. Determination of integral enthalpy (endothermic and exothermic) solution of salts.
5. Determination of enthalpy of hydration of copper sulphate.

Ionic equilibria:

6. Preparation of buffer solutions:
 - (i) Sodium acetate-acetic acid
 - (ii) Ammonium chloride- ammonium hydroxide.

Measurement of the pH of buffer solutions and comparison of the values with theoretical values.

7. pH metric titration:
 - (i) Strong acid vs strong base
 - (ii) Weak acid vs strong base

Determination of dissociation constant of a weak acid.

Conductance

8. (i) Determination of cell constant
- (ii) Determination of equivalent conductance, degree of dissociation and dissociation constant of a weak acid.

9. Conductometric titration:

(i) Strong acid vs strong base

(ii) Weak acid vs strong base

(iii) Mixture of strong and weak acid vs strong base

Essential/Recommended readings:

1. Peter, A., Paula, J. de. (2011), "*Physical Chemistry*", Fifth Ed., Oxford University Press.
2. Castellan, G. W. (2004), "*Physical Chemistry*", Fourth Ed., Narosa.
3. Kapoor, K. L. (2015), "*A Textbook of Physical Chemistry*", Vol 1, 6th Edition, McGraw Hill Education.
4. Kapoor, K. L. (2015), "*A Textbook of Physical Chemistry*", Vol 2, 6th Edition, McGraw Hill Education.
5. Puri, B.R; Sharma, L.R; Pathania, M.S. (2017), "*Principles of Physical Chemistry*", Vishal Publishing Co.

Suggestive readings:

1. Khosla, B. D., Garg, V. C., Gulati, A. (2011), "*Senior Practical Physical Chemistry* ", R. Chand & Co., New Delhi.
2. Athawale, V. D., Mathur, P. (2001), "*Experimental Physical Chemistry*", New Age International: New Delhi.

Note: Examination scheme and mode shall be as prescribed by the Examination Branch, University of Delhi, from time to time.

CHEMISTRY COMPONENT - DSE

DISCIPLINE SPECIFIC ELECTIVE COURSE (DSE 03)

Credit distribution, Eligibility and Pre-requisites of the Course

Course title & Code	Credits	Credit distribution of the course			Eligibility criteria	Pre-requisite of the course (if any)
		Lecture	Tutorial	Practical/ Practice		
Nanotechnology in Agriculture; ALS CHEM DSE 03	4	2	0	2	Class 12 th Pass with Science	NIL

Learning Objectives:

The Learning objectives of this course are as follows:

- to create foundational knowledge of Nanotechnology.
- to educate students about the current green and sustainable methods of preparation of nanomaterials.
- to teach difference between conventional and modern agriculture.
- to give idea about the importance of nanomaterials in agriculture.
- to impart knowledge on toxicity of nanomaterials.

Learning Outcomes:

By studying this course, students will be able to:

- identify the different types of nanomaterials and their properties.
- understand the role of nano- agrochemicals in enhancing crop productivity.
- articulate the study of nanomaterials in the treatment of soil.
- summarize the toxicity risks of nanomaterials on soil and environment.

Unit 1: Introduction

(6 Hours)

Basics of nanoscience and technology: Definition, Classification of nanoparticles based on dimension and origin, Quantum confinement, properties of nanoparticles (optical only).

Synthesis of nanoparticles: Overview of physical and chemical routes, green methods of nanoparticles synthesis.

Introduction to agriculture: Limitations of conventional farming, role of nano- agrochemicals in modern agriculture. Benefits of nanomaterials in agriculture (plant growth, crop protection, crop nutrients, etc.).

Unit 2: Application of Nanomaterials in Agriculture (14 Hours)

Nano fertilizers: Types and synthesis: Nitrogen-based, Phosphate based and Iron based. Role towards enhancement of crop productivity. Molecular mechanism of nano- fertilizer for plant growth and mechanism.

Advantages over conventional fertilizers, limitations, optimization of nutrient use efficiency (NUE) and environment sustainability.

Nano pesticides: Brief discussion about nano- insecticides, nano- herbicides and nano- fungicides, role in agriculture. Advantages over conventional pesticides and limitations.

Unit 3: Treatment of Soil using Nanomaterials (6 Hours)

Treatment of polluted soil by nanoremediation. Utilization of nanoparticles like nanoclay and zeolites in soil boosting. Smart pest control.

Unit 4: Nanotoxicity in Agriculture (4 Hours)

Toxicity of nanoparticles. Toxic effects of metal nanoparticles on soil ecosystem. Toxicity of nanoparticles to crop production. Health and environmental concerns related to nanomaterials.

PRACTICAL (60 Hours)

1. Basic introduction to the characterization of nanoparticles employing the following techniques (Data and/or images for few reference compounds will be provided for analysis):
 - i. UV-Visible spectroscopy

- ii. Fourier transform infrared spectroscopy (FT-IR)
 - iii. Powder X-ray diffraction (PXRD)
 - iv. Scanning electron microscopy (SEM)
 - v. Transmission electron microscopy (TEM)
2. Sol-gel synthesis of nanoparticles.
 3. Synthesis of metal and metal oxide nanoparticles by green methods:
 - i. Silver nanoparticles and their characterization using UV-visible spectrophotometer.
 - ii. Zinc oxide nanoparticles.
 - iii. Iron oxide nanoparticles using potato extract.
 4. Synthesis of Nano urea.
 5. Analysis of soil:
 - i. Comparative study of pH of untreated and nano fertilizer treated soil
 - ii. Estimation of composition of zinc in nano fertilizer treated soil using complexometry.

Essential/Recommended readings:

1. Varghese, T., Balakrishna, K.M., (2020) *Nanotechnology- An Introduction to synthesis, properties and applications of nanomaterials*. Atlantic Publishers & Distributors (P) Ltd; ISBN: 9788126916375.
2. Shah, M.A.; Shah, K.A., (2019) *Nanotechnology-The Science of Small*. Wiley; ISBN: 9788126579976.
3. Swayam (MHRD) Portal online: Nanotechnology in Agriculture (<https://nptel.ac.in/course/102104069>); Book download link: [102104069.pdf - Google Drive](#) .
4. Axelos, M. A., & Van de Voorde, M. (Eds.). (2017). *Nanotechnology in agriculture and food science*. John Wiley & Sons, ISBN: 3527339892.
5. Chattopadhyay K.K., Banerjee A.N., (2009) *Introduction to Nanoscience and Technology*; PHI Learning Pvt. Ltd. ISBN: 9788120336087.
6. Jogaiah, S., Singh, H. B., Fraceto, L. F., & De Lima, R. (Eds.). (2020). *Advances in Nano-Fertilizers and Nano-Pesticides in Agriculture: A Smart Delivery System for Crop Improvement*. Woodhead Publishing; ISBN: 978-012-820092.

7. Singh, H. B., Mishra, S., Fraceto, L. F., & De Lima, R. (Eds.). (2018). *Emerging trends in agri-nanotechnology: fundamental and applied aspects*; CABI Publishing, ISBN: 9781786391445.
8. Mallick, M. A., Solanki, M. K., Kumari, B., & Verma, S. K. (Eds.). (2021). *Nanotechnology in Sustainable Agriculture*. CRC Press; ISBN: 9780367369408.
9. Subramanian, K. S., Gunasekaran, K., Natarajan, N., Chinnamuthu, C. R., Lakshmanan, A., & Rajkishore, S. K. (2015). *Nanotechnology in Agriculture*. New India Publishing Agency; ISBN: 9789383305209
10. Tarafdar, J. C. (2021). *Nanofertilizers: challenges and prospects.*; Scientific Publishers (India); ISBN: 978938889696931.
11. Fraceto, L. F., De Castro, V. L. S., Grillo, R., Ávila, D., Oliveira, H. C., & Lima, R. (2020). *Nanopesticides*. Springer International Publishing. ISBN: 978-3-030-44873-8.

Suggestive readings:

1. Craig, E. (2019) *Nanomaterials: An Introduction to Properties, Synthesis and Applications*. Larsen and Keller Education (New York). ISBN: 1641721065.
2. Fraceto, L. F. (2022). *Inorganic Nanopesticides and Nanofertilizers: A View from the Mechanisms of Action to Field Applications*. Springer Nature; ISBN: 9783030941543.
3. Prasad, R., Kumar, M., & Kumar, V. (Eds.). (2017). *Nanotechnology: an agricultural paradigm*. Springer. ISBN: 9789811045721.
4. Kumar, V., Guleria, P., Ranjan, S., Dasgupta, N., & Lichtfouse, E. (Eds.). (2021). *Nanotoxicology and Nanoecotoxicology Vol. 1* (Vol. 59). Springer International Publishing; ISBN: 978-3-030-63241-0.

E-contents:

1. E-content on e-PG Pathshala portal of Government of India: (**P08**) Nanoscience and Nanotechnology (**33**)
(<https://epgp.inflibnet.ac.in/Home/ViewSubject?catid=5VgWkgm+I3FGq9cGlsbNmQ==>).
2. Swayam (MHRD) Portal online: Nanotechnology in Agriculture
(<https://nptel.ac.in/course/102104069>); study material, videos and other material link for course ([NPTEL](#)).

Note: Examination scheme and mode shall be as prescribed by the Examination Branch, University of Delhi, from time to time.

ZOOLOGY COMPONENT – DSC

DISCIPLINE SPECIFIC CORE COURSE (DSC 05)

Credit distribution, Eligibility and Pre-requisites of the Course

Course title & Code	Credits	Credit distribution of the course			Eligibility criteria	Pre-requisite of the course
		Lecture	Tutorial	Practical/ Practice		
Animal Physiology and Metabolism ALS ZOO DSC 05	4	2	0	2	Class 12 th Pass with Science	NIL

Learning Objectives:

The learning objectives of this course are as follows:

- to impart knowledge about the functions of organs and organ systems of the body.
- to distinguish between normal and diseased states of the body functions.
- to apprise the students about correlation of the structure of organs with their functions.
- to enable the students to learn the working of different metabolic pathways of the body.

Learning Outcomes:

By studying this course, students will be able to:

- understand the physiology of different systems of the human body.
- comprehend and analyse problem-based questions on physiological aspects.
- recognize and explain the working of physiological systems in unison to maintain homeostasis in the body.

Unit 1: Nerve and Muscle

(5 Hours)

Types of muscles, ultrastructure of muscle, characteristics of muscle twitch. Structure of neuron, action potential, propagation of nerve impulse (myelinated and non-myelinated nerve fibre).

Unit 2: Digestion **(5 Hours)**

Digestion and absorption of carbohydrates, fats and proteins.

Unit 3: Respiration **(4 Hours)**

Ventilation, external and internal respiration, transport of oxygen and carbon dioxide in blood.

Unit 4: Heart **(4 Hours)**

Structure of heart, origin and conduction of heart beat, cardiac cycle.

Unit 5: Excretion **(3 Hours)**

Structure of nephron, mechanism and regulation of urine formation.

Unit 6: Endocrine Glands **(2 Hours)**

Structure and function of endocrine glands.

Unit 7: Metabolism of Carbohydrates, Proteins and Lipids **(7 Hours)**

Glycolysis, TCA cycle, electron transport chain (respiratory chain), Urea cycle, β -oxidation of fatty acids.

PRACTICAL **(60 Hours)**

1. Preparation of temporary mount of neuron and striated muscle.
2. Estimation of haemoglobin using Sahli's Haemoglobinometer.
3. Preparation of haemin crystals.
4. Study of oesophagus, stomach, duodenum, ileum, liver, pancreas, trachea, lung,

kidney (of mammals) through permanent slides.

5. Study of endocrine glands of mammal using permanent slides: pituitary, thyroid parathyroid, pancreas, adrenal, ovary and testis.
6. Study of the activity of salivary amylase under optimal conditions.
7. Interpret the recording of frog's heartbeat (*in situ*) under normal conditions.
8. Study of muscle twitch through videos/photographs and interpret the recording of muscle twitch.

Essential/recommended readings:

1. Tortora, G.J. and Derrickson, B. H. (2017) *Principles of Anatomy and Physiology*. 15th Edition, Wiley Publishers.
2. Campbell and Reece (2020). *Biology*. Pearson Education, (Singapore) Pvt. Ltd.

Suggestive readings:

1. Vander A., Sherman J. and Luciano D. (2017) *Vander's Human Physiology: The Mechanism of Body Function*. 7th Edition, McGraw Hills.

Note: Examination scheme and mode shall be as prescribed by the Examination Branch, University of Delhi, from time to time.

ZOOLOGY COMPONENT – DSE

DISCIPLINE SPECIFIC ELECTIVE COURSE (DSE 03)

Credit distribution, Eligibility and Pre-requisites of the Course

Course title & Code	Credits	Credit distribution of the course			Eligibility criteria	Pre-requisite of the course
		Lecture	Tutorial	Practical/ Practice		
Integrated Pest Management ALS ZOO DSE 03	4	2	0	2	Class 12 th Pass with Science	NIL

Learning Objectives:

The learning objectives of this course are as follows:

- to familiarize the students with the ecology of pests and the damage caused by them.
- to acquaint the students of the concept of Integrated Pest Management (IPM) using different models.
- to apprise the students of various components of IPM viz. chemical, biological and genetic control.
- to impart knowledge about the various pest surveillance techniques and forecasting of pest outbreaks.

Learning Outcomes:

By studying this course, students will be able to:

- better understand the effects of insecticides on the environment and need for ecofriendly approach for management of insect pests.
- learn the management of agricultural ecosystem using effective pest control strategies and techniques.
- appreciate the role of IPM in sustainable agriculture.

Unit 1: Concept of Pest and its Ecology (5 Hours)

Pest population dynamics, Economic Injury Level (EIL), Economic Threshold Level (ETL), carrying capacity, secondary pest outbreak.

Unit 2: Overview of Integrated Pest Management (4 Hours)

Concept of IPM and its components, major IPM strategies.

Unit 3: Insect Pest Management (6 Hours)

Types of pest management: cultural, physical and mechanical; pest survey (types) and surveillance: factors affecting surveys; forecasting; pest and pesticide risk analysis; political, social and legal implications of IPM; case studies of successful IPM programmes.

Unit 4: Chemical Control (5 Hours)

Classification of insecticides, insecticide adjuvants and formulations, mechanism of insecticide action with reference to chlorinated hydrocarbons, organophosphates, carbamates, plant products, synthetic pyrethroids, fumigants, IGR compounds and pheromones.

Unit 5: Biological Control (6 Hours)

Principle; biocontrol agents: parasitoids, predators and pathogens (NPV, bacteria, fungi and nematodes).

Unit 6: Genetic Control and Legislation (4 Hours)

Sterile Insect Release Method (SIRM): radio and chemo sterilization, hybrid sterility; other strategies of genetic control; quarantine laws.

PRACTICAL (60 Hours)

1. Study of damage caused by the common insect pests of stored grains and crops (any 6).
2. Study of life history of important insect pests and non-insect pests.
3. Study of common natural enemies of crop pests (parasitoids, predators, microbes).

4. Study of IPM model for control of *Leptocorisa acuta* and *Scirpophaga nivella*.
5. Learn algorithm (flow chart) of IPM strategies for the sustainable agriculture.
6. Study of tools and techniques of IPM: mechanical, physical, cultural control.
7. Study of the equipments used for spraying and dusting of insecticides.
8. Determination of LD50/LC50 of insecticides based on assessment of SIT efficacy through data.
9. Submission of project report on visit to IARI, IPFT, Hindustan Insecticides Ltd., FCI complex.

Essential/recommended readings:

1. Atwal A.S. and Dhaliwal G.S. (2018) *Agricultural Pests of South Asia and their Management*, 7th Edition Kalyani Publ., New Delhi.
2. Dhaliwal G.S. and Singh R. (2004) *Host Plant Resistance to Insects – Concepts and Applications*. Panima Publ., New Delhi.
3. Hill, Dennis S (2012) *Agricultural insect pests of the tropics and their control*, 2nd Edition; Permission of Cambridge University, printed at Shree Maitrey Printech Pvt.
4. Horowitz, A. Rami and Ishaaya, Isaac. (2009) *Insect Pest Management - Field and Protected Crops* by Mary Lou Flint and Robert van den Bosch, (1981).
5. Flint MC & Bosch RV. (2012). *Introduction to Integrated Pest Management*. Springer, New York.

Suggestive readings:

1. Pedigo, L.P. (1996) *Entomology and pest management*, prentice hall, New Delhi
2. Raymond A. Cloyd, Philip L. Nixon and Nancy R. Pataky. 2004. *IPM for Gardeners: A Guide to Integrated Pest Management*, Timber Press.

Note: Examination scheme and mode shall be as prescribed by the Examination Branch, University of Delhi, from time to time.

**Bachelor of Science (Hons.) in Applied Life Sciences with
Agrochemicals and Pest Management
SEMESTER-VI**

BOTANY COMPONENT - DSC

DISCIPLINE SPECIFIC CORE COURSE (DSC 06)

Credit distribution, Eligibility and Pre-requisites of the Course

Course title & Code	Credits	Credit distribution of the course			Eligibility criteria	Pre-requisite of the course (if any)
		Lecture	Tutorial	Practical/ Practice		
Plant Biotechnology: Concepts and Applications ALS BOT DSC 06	4	2	0	2	Class 12th Pass with Science	NIL

Learning Objectives:

The learning objectives of this course are as follows:

- to give students knowledge of techniques used in plant biotechnology and its applications.
- to explore the use of biotechnology to generate genetic variation in plants and to understand how factors at the cellular level contribute to the expression of genotypes and hence to phenotypic variation.
- to understand the biotechnological processes such as recombinant DNA technology and its applicative value in pharmaceuticals, food industry, agriculture, horticultural and ecology. This knowledge is central to our ability to modify plant responses and properties for global food security and commercial gains in biotechnology and agriculture.
- to perform the techniques currently used to generate information and detect genetic variation.

Learning Outcomes:

By studying this course, students will be able to:

- comprehend the basic concepts, principles and processes of plant biotechnology.
- apply the acquired knowledge in biotechnological, pharmaceutical, medical, ecological and agricultural fields.
- use the basic biotechnological techniques to explore molecular biology of plants.
- explain the use of biotechnological techniques for plant improvement and biosafety concerns.

Unit 1: Introduction to Biotechnology

(2 Hours)

Historical timeline; Brief overview of techniques and methods in Biotechnology, sectors of Biotechnology.

Unit 2: Plant Tissue Culture

(8 Hours)

Historical perspective (Haberlandt, Laibach, White, Reinert and Steward, Murashige, Cocking, Guha and Maheshwari, Bhojwani, Morel and Martin); Composition of media; Nutrients (major and minor), vitamins and hormones; Plasticity and Totipotency; Regeneration: Organogenesis (Direct and Indirect) and Embryogenesis (somatic and zygotic); Protoplast isolation, culture and fusion; Tissue culture applications (micropropagation, androgenesis, haploids, triploids, cybrids, production of virus-free plants).

Unit 3: Recombinant DNA Technology and Genetic Transformation

(12 Hours)

Restriction Endonucleases (History, Types I - IV, biological role and applications); Modifying enzymes and their applications (nucleases, ligases, alkaline phosphatase, polynucleotide kinase) Introduction to prokaryotic and eukaryotic cloning vectors: pBR322, pUC 18, pUC19, BACs, Lambda phage, YACs. Gene Cloning: Restriction digestion of DNA, ligation, bacterial transformation and selection of recombinant clones; Methods of gene transfer to plants: *Agrobacterium*-mediated transformation (Ti plasmids), Direct gene transfer by Electroporation, Microinjection, Microprojectile bombardment; Selection of transgenic plants: selectable marker

genes (Positive selection markers – antibiotic- and herbicide-resistance conferring genes) and reporter genes (Luciferase, GUS, GFP).

Unit 3: Applications of Transgenic Technology

(8 Hours)

Pest resistant (Bt-cotton) and herbicide resistant plants (RoundUp Ready soybean); Transgenic crops with improved quality traits (Flavr Savr tomato. Golden rice); Improved horticultural varieties (Moondust carnations); Role of transgenics in bioremediation (Superbug); Edible vaccines; Introduction to genome editing; Biosafety of transgenic plants.

PRACTICALS

60 hours

1. Preparation of nutrient media for plant cell cultures- Murashige & Skoog's (MS) medium and B5 medium.
2. Initiation of axenic cultures (seed sterilisation and inoculation)
3. Micropropagation (shoot induction) using leaf and/or nodal explants of tobacco/*Datura*/*Brassica* etc.
4. Study of anther culture, embryo and endosperm culture, somatic embryogenesis using digital resources/ photographs.
5. Preparation of artificial seeds.
6. Isolation of plasmid DNA.
7. Induction of callus and analysis of effects of growth regulators on *in vitro* regeneration using tobacco as a model plant
8. Preparation of competent cells and transformation of *E. coli* by heat shock method.
9. Restriction digestion and gel electrophoresis of plasmid DNA.
10. Construction of restriction map of circular and linear DNA from the data provided.
11. Visit to a Research laboratory.

Essential/recommended readings:

1. Bhojwani, S.S., Bhatnagar, S.P. (2011). The Embryology of Angiosperms, 5th edition. New Delhi, Delhi: Vikas Publication House Pvt. Ltd.
2. Bhojwani, S.S., Razdan, M.K., (1996). Plant Tissue Culture: Theory and Practice. Amsterdam, Netherlands: Elsevier Science.
3. Glick, B.R., & Patten C. (2022). Molecular Biotechnology: Principles and Applications. 6th edn. Washington, U.S.: ASM Press.
4. Brown, T. A. 2020. Gene Cloning & DNA Analysis: An Introduction. 8th edn. UK: Wiley Blackwell.
5. Slater, A., Scott, N. W. & Fowler, M. R. (2010) Plant Biotechnology: The Genetic Manipulation of Plants. 2nd edn. New York, USA: Oxford University Press Inc.
6. Primrose, S. B. and Twyman, R.M. (2013) Principles of Gene Manipulation and Genomics. 7th edn. Wiley-Blackwell Publishing.

Suggested Readings :

1. Stewart, C.N. Jr. (2008). Plant Biotechnology and Genetics: Principles, Techniques and Applications. New Jersey, U.S.: John Wiley & Sons Inc.
2. Snustad, D.P., Simmons, M.J. (2010). Principles of Genetics, 5th edition. Chichester, England: John Wiley and Sons.
3. Bhojwani, S.S. and Dantu, P.K. (2013). Plant Tissue Culture: An Introductory Text. Springer New Delhi Heidelberg New York Dordrecht London

Note: Examination scheme and mode shall be as prescribed by the Examination Branch, University of Delhi, from time to time.

BOTANY COMPONENT - DSE

DISCIPLINE SPECIFIC ELECTIVE COURSE (DSE 04)

Credit distribution, Eligibility and Pre-requisites of the Course

Course title & Code	Credits	Credit distribution of the course			Eligibility criteria	Pre-requisite of the course
		Lecture	Tutorial	Practical/ Practice		
Plant Systematics ALS BOT DSE 04	4	2	0	2	Class 12 th Pass with Science	NIL

Learning Objectives:

The learning objectives of this course are as follows:

- to gain knowledge about the basics of plant systematics.
- to get an insight into the interrelationships of plant systematics and allied subjects.

Learning Outcomes:

By studying this course, students will be able to:

- understand technical terminology used in plant taxonomy.
- apply the terminologies to describe, identify and classify the flowering plants.
- search and analyze taxonomic information from internet-based scientific databases and other resources.
- comprehend and compare various systems of classification.
- recognize diversity in local/regional flora.

Unit 1: Introduction

(1 Hour)

Plant identification, Classification, Nomenclature, Biosystematics.

Unit 2: Identification

(4 Hours)

Field inventory, Herbarium Techniques, Functions of Herbarium, Important herbaria and botanical gardens of the world and India, Virtual Herbarium, E-flora: Flora, Monographs, Journals.

Unit 3: Systematics-An Interdisciplinary Science

(5 Hours)

Evidence from cytology, phytochemistry [Alkaloids, Phenolics, Glycosides, (in brief)] and molecular data (cp.DNA, mt-DNA, nuclear DNA, PCR amplification, sequence data analysis)

Unit 4: Taxonomic Hierarchy

(2 Hours)

Concept of taxa (family, genus, species); Categories and taxonomic hierarchy; Species concept (taxonomic, biological & evolutionary)

Unit 5: Botanical Nomenclature

(7 Hours)

Principles and rules (ICN); Ranks and names; Typification, Author citation, Valid publication, Rejection of names, Principle of priority and its limitations; Names of hybrids and cultivated plants.

Unit 6: Basic Terms and Concepts of Phylogeny

(4 Hours)

Cladistics: Terms and concepts (primitive and advanced, homology and analogy, parallelism and convergence, monophyly, Paraphyly, polyphyly, clades and grades). Methodology of Cladistics, Methods of illustrating evolutionary relationships (phylogenetic tree, cladogram).

Unit 7: Systems of Classification

(7 Hours)

Major contributions of Parasara, Charaka, Theophrastus, Bauhin, Tournefort, Linnaeus, Adanson, de Candolle, Bessey, Hutchinson, Takhtajan, Cronquist, Bremer and MW Chase; Classifica

tion systems of Benthan and Hooker (up to series) and Engler and Prantl (up to series); Angiosperm Phylogeny Group (APG IV) Classification (major clades).

PRACTICAL

(60 Hours)

1. To prepare at least 2 herbarium specimens and identify them using available resources (Literature, herbaria, e-resources, taxonomic keys) and classify up to family level (according to Bentham and Hooker's classification).
2. Description of taxa using semi-technical terms and identification of the families according to Bentham and Hooker's classification.

Note: Any twelve families from the following list to be studied with at least two specimens (or one where limitations exist).

List of Suggested Families (*mandatory)

Acanthaceae, Rubiaceae, *Apiaceae, Apocynaceae, *Asteraceae, *Brassicaceae, *Euphorbiaceae, *Fabaceae, *Lamiaceae, Liliaceae, *Malvaceae, Moraceae, *Poaceae, *Ranunculaceae, *Solanaceae.

Essential/recommended readings:

1. Simpson, M. G. (2019). *Plant systematics*. 3rd Edition, Academic press.
2. Singh, G. (2019). *Plant Systematics- An Integrated Approach*. 4th edition. CRC Press, Taylor and Francis Group.
3. Pandey, A. K., Kasana, S. (2021). *Plant Systematics*. 2nd Edition. CRC Press Taylor and Francis Group
4. <http://www.mobot.org/MOBOT/research/APweb/>
5. Maheshwari, J. K. (1963). *The flora of Delhi*. Council of Scientific & Industrial Research.
6. Maheshwari, J. K. (1966). *Illustrations to the Flora of Delhi*. Council of Scientific & Industrial Research.
7. Harris, J. G., Harris, M. W. (2001). *Plant Identification Terminology: An Illustrated Glossary*. Spring Lake, Utah: Spring Lake Pub. Spring Lake, Utah.

Suggestive Readings:

1. The Angiosperm Phylogeny Group, Chase, M.W., Christenhusz, M.J.M, Fay M.F., Byng, J.W., Judd, W.S., Soltis, D.E., Mabberley, D.J., Sennikov, A.N., Soltis, P.S., Stevens, P.F. (2016). *An update of the Angiosperm Phylogeny Group classification for the orders and families of flowering plants: APG IV*. Botanical journal of the Linnean Society 181 (1): 1-20.
2. <https://www.mobot.org/MOBOT/research/APweb/treeapweb2s.gif>
3. <https://www.digitalatlasofancientlife.org>
4. <http://apps.kew.org/herbcat/navigator.do>
5. <https://efloraofindia.com/>
6. <https://powo.science.kew.org/>
7. Page, R.D.M., Holmes, E.C. (1998). *Molecular Evolution: A Phylogenetic Approach*. Blackwell Publishing Ltd.

Note: Examination scheme and mode shall be as prescribed by the Examination Branch, University of Delhi, from time to time.

CHEMISTRY COMPONENT – DSC

DISCIPLINE SPECIFIC CORE COURSE (DSC 06)

Credit distribution, Eligibility and Pre-requisites of the Course

Course title & Code	Credits	Credit distribution of the core course			Eligibility criteria	Pre-requisite of the course (If any)
		Lecture	Tutorial	Practical/ Practice		
Analytical Techniques in Chemistry ALS CHEM DSC 06	4	2	0	2	Class 12 th Pass with Science	NIL

Learning Objectives:

The learning objectives of this course are as follows:

- to make students aware of the concept of accuracy, precision, Statistical test data-F, Q and t test.
- to expose students to the laws of spectroscopy and selection rules governing the possible transitions in the different regions of the electromagnetic spectra.
- to familiarize students to different electroanalytical methods of analysis.
- to make students familiar to important separation methods like solvent extraction and chromatography.

Learning Outcomes:

By studying this course, students will be able to:

- analyse various sources of errors in chemical analysis.
- apply methods to minimize error.

- understand basic principle of instrumentation (UV-VIS spectrophotometer, Infrared spectrometer, Mass spectrometer, NMR Spectrometer).
- apply basic principles of separation techniques (chromatography and solvent extraction) and apply them to separate mixtures.
- analyse samples independently in the laboratory.

Unit 1: Qualitative and Quantitative Aspects of Analysis

(4 Hours)

Errors, Accuracy and Precision. The Gaussian distribution, mean and standard deviation, confidence intervals. Normal law of distribution of indeterminate errors, statistical test of data; F, Q and t test.

Unit 2: Optical Techniques of Analysis

(8 Hours)

Origin of spectra, interaction of radiation with matter, fundamental laws of spectroscopy and selection rules, Verification of Beer's-Lambert Law by using colorimeter for different solutions and its limitations. UV-Visible Spectrometry: Basic principles of instrumentation for single and double beam instruments. Determination of concentration of unknown compounds, composition of metal complexes using Job's method of continuous variation and mole ratio method.

Unit 3: Electroanalytical Techniques

(6 Hours)

Classification of electroanalytical methods, basic principle of pH metric, potentiometric and conductometric titrations. Techniques used for the determination of equivalence points. Techniques used for the determination of pKa values. Application of conductance measurement: i) Ionic product of water ii) Solubility and solubility product of sparingly soluble salts.

Unit 4: Separation Techniques

(6 Hours)

Solvent extraction: Classification, principle and efficiency of the technique. Chromatography: Principles of Chromatographic separations, Classification of Chromatographic techniques, Paper

Chromatography, Thin Layer Chromatography, Column Chromatography, efficiency of separation (Resolution, Efficiency of Resolution, Plate Height) Application of these techniques in analysis of biological samples.

Unit 5: Spectroscopy

(6 Hours)

Basic principle of IR and NMR spectroscopy, interpretation of IR spectra of simple organic molecules with functional groups amine, amide, carbonyl, hydroxy. Chemical shift and low-resolution spectra, factors affecting chemical shift, interpretation of ^1H -NMR spectra of simple organic molecules like methanol, ethanol, acetaldehyde, acetone, acetic acid, aromatic protons and pesticide. Elementary discussion on Mass Spectrometry.

PRACTICAL

(60 Hours)

1. Verification of Lambert-Beer's law and determination of concentration of a coloured species (KMnO_4 , $\text{K}_2\text{Cr}_2\text{O}_7$).
2. Determine the concentration of KMnO_4 and $\text{K}_2\text{Cr}_2\text{O}_7$ in a mixture by using colorimeter.
3. Spectrophotometric analysis of Co^{2+} and Ni^{2+} ions in a mixture.
4. Perform the following conductometric titration
 - i) Strong acid vs strong base
 - ii) Weak acid vs strong base
5. Perform the following potentiometric titration
 - i) Strong acid vs strong base
 - ii) Weak acid vs strong base
6. Determination of isoelectric point of amino acids.
7. Separation of Co^{2+} and Ni^{2+} mixture by paper chromatography and to determine their R_f values.

8. Separation of amino acids present in the given mixture by paper chromatography and to determine their R_f values.
9. Interpretation of simple organic compounds by IR spectra. (Spectra to be provided).
10. Study and interpretation of $^1\text{H-NMR}$ spectra of simple organic compounds (Spectra to be provided).
11. Interpretation of the structure of simple pesticide molecule (two examples) from the given IR and NMR data/spectra

Essential/ Recommended readings:

1. Willard, H.H. (1988), *Instrumental Methods of Analysis*, 7th Edition, Wardsworth Publishing Company.
2. Christian, G.D. (2004), *Analytical Chemistry*, 6th Edition, John Wiley & Sons, New York.
3. Jeffery, G.H.; Bassett, J.; Mendham, J.; Denney, R.C. (1989), *Vogel's Textbook of Quantitative Chemical Analysis*, John Wiley and Sons.
4. Skoog, D.A.; Holler F.J.; Nieman, T.A. (2005), *Principles of Instrumental Analysis*, Thomson Asia Pvt. Ltd.
5. Donald L. Pavia, Gary M. Lampman, George S. kriz (2014), *Introduction to Spectroscopy*, Thomas Press Ltd.
6. Singh, Pradeep Pratap; Ambika (2018), *Organic Spectroscopy*, Viva Books

Suggestive readings:

1. Harris, D. C. (2007), *Quantitative Chemical Analysis*, 6th Edition, Freeman.
2. Khopkar, S.M. (2008), *Basic Concepts of Analytical Chemistry*, New Age International Publisher.

Note: Examination scheme and mode shall be as prescribed by the Examination Branch, University of Delhi, from time to time.

CHEMISTRY COMPONENT - DSE

DISCIPLINE SPECIFIC ELECTIVE COURSE (DSE 04)

Credit distribution, Eligibility and Pre-requisites of the Course

Course title & Code	Credits	Credit distribution of the course			Eligibility criteria	Pre-requisite of the course (if any)
		Lecture	Tutorial	Practical/ Practice		
Medicinal Chemistry; ALS CHEM DSE 04	4	2	0	2	Class 12 th Pass with Science	NIL

Learning Objectives:

The learning objectives of this course are as follows:

- to impart fundamental knowledge on the structure, chemistry, and therapeutic value of drugs.
- to familiarize the structure activity relationships (SAR) of drugs.
- to understand the importance of physicochemical properties and metabolism of drugs.
- to study chemical synthesis of important drugs under each class.

Learning Outcomes:

By studying this course, students will be able to:

- understand the chemistry of drugs with respect to their pharmacological activity.
- explain the drug metabolic pathways, adverse effect and therapeutic value of drugs.
- analyze the Structural Activity Relationship (SAR) of different class of drugs.
- write the chemical synthesis of some drugs.

Unit 1: Basic Principles of Medicinal Chemistry

(10 Hours)

History and development of medicinal Chemistry. Stereochemical aspects: optical, geometrical, conformational, Isosterism. Physicochemical properties: solubility, acid-base, chemical bond,

partition coefficient. Drug receptor interaction and International Nonproprietary Names (INNs) of drugs.

Unit 2: Pharmacokinetics

(4 Hours)

ADME: Drug absorption, drug distribution, drug metabolism - Phase 1, Phase 2 metabolism, drug excretion, Drug Half Life.

Unit 3: Medicinally Important Classes of Compounds

(10 Hours)

Introduction, Structure, Synthesis, Therapeutic value and elementary SAR of representative drugs of the following classes:

- Analgesics agent: Ibuprofen
- Antipyretic agent: Paracetamol
- Anti-inflammatory agent: Aspirin
- Antibacterial and antifungal agents: Sulphonamides; Sulphanethoxazol, Sulphacetamide
- Antiviral agent: Acyclovir
- Antibiotics agents: Penicillin, Cephalosporin, Chloromycetin and Streptomycin
- Antileprosy agent: Dapsone

Unit 4: Drugs Acting on Central Nervous System

(6 Hours)

Introduction, structure, therapeutic value and elementary SAR of representative drugs of the following classes:

- Central Nervous System agents: Phenobarbital, Diazepam
- Morphine and related drugs
- Narcotic antagonists: Nalorphine hydrochloride
- Miscellaneous: Cardiovascular (Glyceryl trinitrate), HIV-AIDS related drugs (AZT-Zidovudine)

PRACTICAL

(60 Hours)

1. Preparation of aspirin and its analysis.

2. Preparation of paracetamol and its analysis.
3. Preparation of sulphacetamide of sulphonamide and its analysis.
4. Determination of alcohol contents in liquid drugs/galenical.
5. Determination of ascorbic acid in vitamin C tablets by iodometric or coulometric titrations.
6. Assay of drugs (any two)
 1. Chlorpromazine
 2. Phenobarbitone
 3. Atropine
 4. Ibuprofen
 5. Aspirin

Essential/ Recommended Readings:

1. Patrick, G. (2017), *Introduction to Medicinal Chemistry*, Oxford University Press.
2. Lemke, T. L.; William, D.A.; Roche, V. F.; Zito, S. W. (2012), *Principles of Medicinal Chemistry*, 7th Edition, Wolter Kluwer I Lippincott Williams and Wilkins.
3. Burger, (2021) *Medicinal Chemistry, Drug Discovery and Development*, Vol I to VIII, 8th Edition, Wiley.

Suggestive Reading:

1. Beale, J. M.; Block, J. H. (2010), *Organic Medicinal and Pharmaceutical Chemistry*, 12th Edition, Wolters Kluwer India Pvt. Ltd.
2. Singh H.; Kapoor V.K. (1996), *Medicinal and Pharmaceutical Chemistry*, Vallabh Prakashan.

Note: Examination scheme and mode shall be as prescribed by the Examination Branch, University of Delhi, from time to time.

ZOOLOGY COMPONENT - DSC

DISCIPLINE SPECIFIC CORE COURSE (DSC-06)

Credit distribution, Eligibility and Pre-requisites of the Course

Course title & Code	Credits	Credit distribution of the course			Eligibility criteria	Pre-requisite of the course
		Lecture	Tutorial	Practical/ Practice		
Immunology and Immunotechnology ALS ZOO DSC 06	4	2	0	2	Class 12 th Pass with Science	NIL

Learning Objectives:

The learning objectives of this course are as follows:

- to acquaint the students about cells of innate and acquired immune system and their interactions.
- to learn the structure of antibody, different isotypes and their biological functions.
- to acquire knowledge of different types of vaccines.
- to apprise the students of the mechanisms of antigen processing and presentation.
- to train the students in various immunotechniques applied in diagnostics and therapeutics.

Learning Outcomes:

By studying this course, students will be able to:

- have better understanding of the concepts of innate and acquired immunity.
- acquire knowledge of antigenicity and immunogenicity of biomolecules.
- comprehend and analyse different cellular and humoral components of the immune system.

- appreciate the applications of immunotechniques used in diagnostics and therapeutics.

Unit 1: Overview of Immune System (3 Hours)

Historical perspectives of immunology, clonal selection theory, brief outline of immune dysfunctions (hypersensitivity, autoimmunity and immunodeficiency).

Unit 2: Innate and Adaptive Immunity (7 Hours)

Anatomical barriers, inflammation, cells of immune system; adaptive immunity: cell-mediated and humoral, active and passive, natural and artificial.

Unit 3: Antigens (4 Hours)

Antigenicity and immunogenicity; Immunogens: factors influencing immunogenicity; adjuvants and haptens; properties of B and T-cell epitopes.

Unit 4: Immunoglobulins and Vaccines (7 Hours)

Structure and functions of different classes of immunoglobulins, different types of vaccines.

Unit 5: Major Histocompatibility Complex (4 Hours)

Structure and functions of MHC molecules (MHC I and II), endogenous and exogenous pathways of antigen processing and presentation.

Unit 6: Immunotechniques (5 Hours)

Double immunodiffusion assay, haemagglutination assay (ABO typing), immunoelectrophoresis, immunofluorescence, ELISA, hybridoma technology: monoclonal antibodies in therapeutics and diagnosis.

PRACTICAL (60 Hours)

1. Demonstration of lymphoid organs of rat/mouse. (Subject to UGC guidelines).
2. Study of primary and secondary lymphoid organs through slides/photographs/videos.
3. Preparation of stained blood film to study various types of cells.
4. Preparation of serum using rat /mouse (Subject to UGC guidelines).
5. Perform Ouchterlony's double immunodiffusion (DID) to study immunoprecipitation and interpretation of patterns of identity, non-identity and partial identity.
6. Identification of ABO blood group by haemagglutination using antisera.

7. Cell counting and viability test of splenocytes from farm bred animals/cell lines.
8. Demonstration of ELISA and Immuno-electrophoresis.
9. Project on any topic related to theory.

Essential/ Recommended Readings:

1. Kindt, T. J., Goldsby, R.A., Osborne, B. A. and Kuby, J. (2006). *Immunology*, VI Edition, W.H. Freeman and Company.
2. David, M., Jonathan, B., David, R. B. and Ivan, R. (2006). *Immunology*, VII Edition, Mosby, Elsevier Publication.
3. Punt, J., Stranford, S., Jones, P., Owen J., A. (2018) Kuby Immunology, W H Freeman Publications.

Suggestive readings:

- 1 Abbas, K. Abul and Lechtman H. Andrew (2017) *Cellular and Molecular Immunology*. IX Edition, Saunders Publication.
- 2 Kaur, H., Toteja, R., and Makhija, S. (2021). *Textbook of Immunology*. IK International Publishing House and Wiley India Ltd.

Note: Examination scheme and mode shall be as prescribed by the Examination Branch, University of Delhi, from time to time.

ZOOLOGY COMPONENT - DSE

DISCIPLINE SPECIFIC ELECTIVE COURSE (DSE 04)

Credit distribution, Eligibility and Pre-requisites of the Course

Course title & Code	Credits	Credit distribution of the course			Eligibility criteria	Pre-requisite of the course
		Lecture	Tutorial	Practical/ Practice		
Social and Beneficial Insects ALS ZOO DSE 04	4	2	0	2	Class Pass with Science	NIL

Learning Objectives:

The learning objectives of this course are as follows:

- to acquaint students of the social organization found in insects.
- to apprise them of beneficial aspects of insects.
- to impart knowledge about the techniques involved in culturing and rearing of bees, silkworms and lac insect.

Learning Outcomes:

By studying this course, students will be able to:

- identify different types of social and beneficial insects.
- differentiate the various castes and their role in the social life of insects.
- acquire skill for mass rearing of beneficial insects and their products.

Unit 1: Social Insects

(7 Hours)

Characteristics and systematic position. Social organization: caste determination, communication, social parasitism and symbioses, social insect pathogens. Life cycle, social organisation and types of ants, bees, wasps and termites.

Unit 2: Apiculture**(7 Hours)**

Habit and habitat of honey bee (*Apis*), bee keeping techniques, bee pasturage, artificial bee hives. Economic importance of bee. Bee enemies, bee diseases and their control.

Unit 3: Sericulture**(6 Hours)**

Life cycle of silkworm *Bombyx mori*. Types of silkworm species and their salient features. Rearing techniques of mulberry, muga, eri and tassar silkworms. Enemies and diseases of silkworms and their management.

Unit 4: Lac Culture**(5 Hours)**

Habit, habitat and biology of *Laccifera lacca*. Host trees of lac insect, pruning, inoculation and lac harvesting. Enemies of lac insect and their control.

Unit 5: Ecological aspects of beneficial insects**(5 Hours)**

Ecological role of insects: pollination, weed control, improving soil fertility and as scavengers. Medicinal use of insects and insect products. Entomophagy.

PRACTICAL**(60 Hours)**

1. Study of life cycle of ants, bees, termites, silk worm and lac insect through museum specimens/photographs.
2. Study of different nests build by ants, bees and termites.
3. Construction and maintenance of artificial bee hives and study of equipments related to apiculture.
4. Rearing techniques of mulberry, muga, eri and tassar silkworms.
5. Study of different types of enemies and diseases of silkworms.
6. Study of lac culture technique: pruning, inoculation, cropping and harvesting.
7. Study of economically important insect products.

Essential/Recommended readings:

1. Watson, J. A. L., Okot-Kother, B. M. and Noiroh C. (1985) *Caste differentiation in social insects*. Pergamon Press.
2. Dunston AP. (2007) *The Insects: Beneficial and Harmful Aspects*. Kalyani Publishers., New Delhi.
3. Brian, M. V. (1983) *Social insects: ecology and behavioural biology*. Chapman and Hall, London, New York.
4. D. B. Tembhare (2017) *Modern Entomology*. Himalaya Publishing House.
5. Dokuhon, Z.S. (1998) *Illustrated Textbook on Sericulture*. Oxford & IBH publishing Co., Pvt. Ltd. Calcutta.
6. Shukla, G.S. and Upadhyay, V.B. (2014) *Applied and Economic Zoology*, Rastogi Publications.

Suggestive readings:

1. Maxwell F.G. and Jennings P.R. (Eds). (1980) *Breeding Plants Resistant to Insects*. John Wiley & Sons, New York.
2. *Encyclopedia of Social Insects* (2021) Springer International Publishing.

Note: Examination scheme and mode shall be as prescribed by the Examination Branch, University of Delhi, from time to time.

Sd/-
REGISTRAR