



आत्मा राम सनातन धर्म महाविद्यालय
ATMA RAM SANATAN DHARMA COLLEGE

ACCREDITED GRADE 'A++' BY NAAC

All India 5th Rank By NIRF (MHRD)

(दिल्ली विश्वविद्यालय) (University of Delhi)

धौला कुआं, नई दिल्ली-110021 DHAULA KUAN, NEW DELHI-110021

फोन/Phone:(+91)(11)24113436, 24117508 फ़ैक्स/Fax : (+91)(11) 24111390

web : www.arsdcollege.ac.in

Ref. No. 107

Date: 18.07.2025

NOTICE

All the students who will be promoting to VII Semester (4th Year) are informed that you are required to submit your preferences for GE and DSE subjects as applicable for the upcoming Academic Session 2025-2026 by logging into your student portal on the college website. The link is given below:

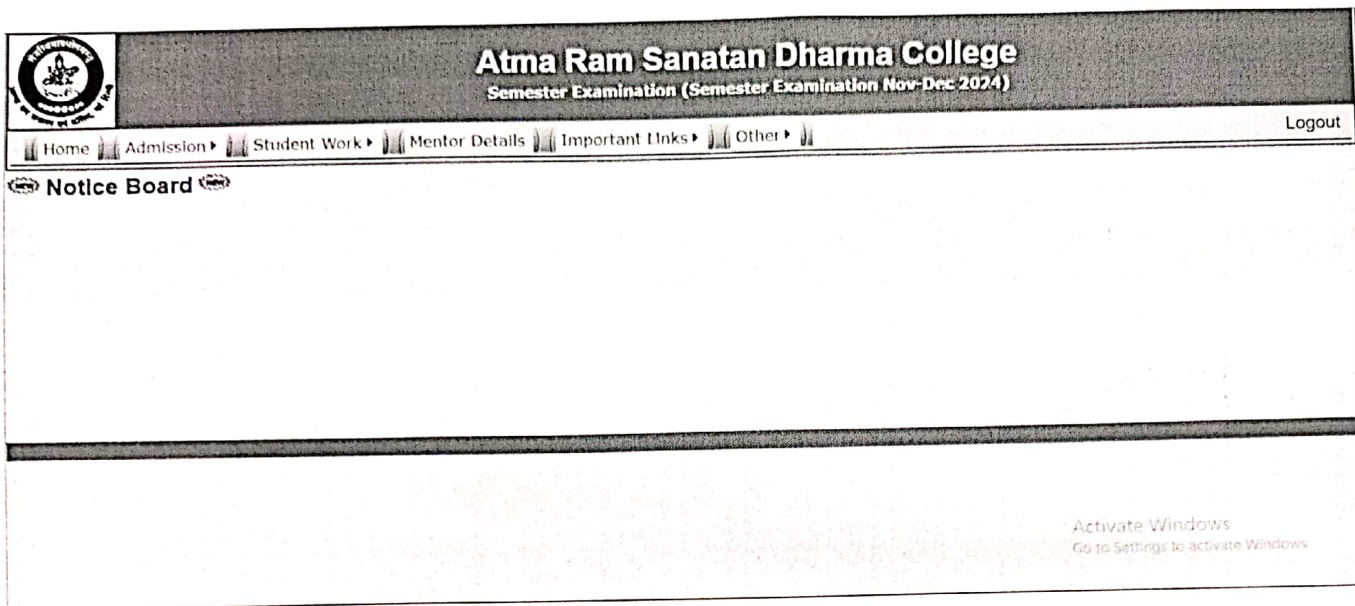
<https://www.arsdcollege.in/Internet/Student/Login.aspx>

The points to remember while filling the preferences are as under :-

- 1 The allotment of a paper is **subject to availability of seats** in a particular paper.
- 2 Make sure you read the **pre-requisites of a paper** before selecting it in your preference.
- 3 Papers **once allotted will not be changed** under any circumstances.
- 4 This information is to be mandatorily filled by **25.07.2025**, failing which the college will not consider any request to fill the paper.
- 5 For any queries/assistance, you can contact the following persons in the college office during working hours:
 - i Mr. Baishakhu Ram Raturi - Arts Stream
 - ii Mr. Arun Kumar Meena - Science Stream
 - iii Ms. Vanshika Kaushik - Commerce Stream
 - iv Ms. Shivangi Lingwal - Overall

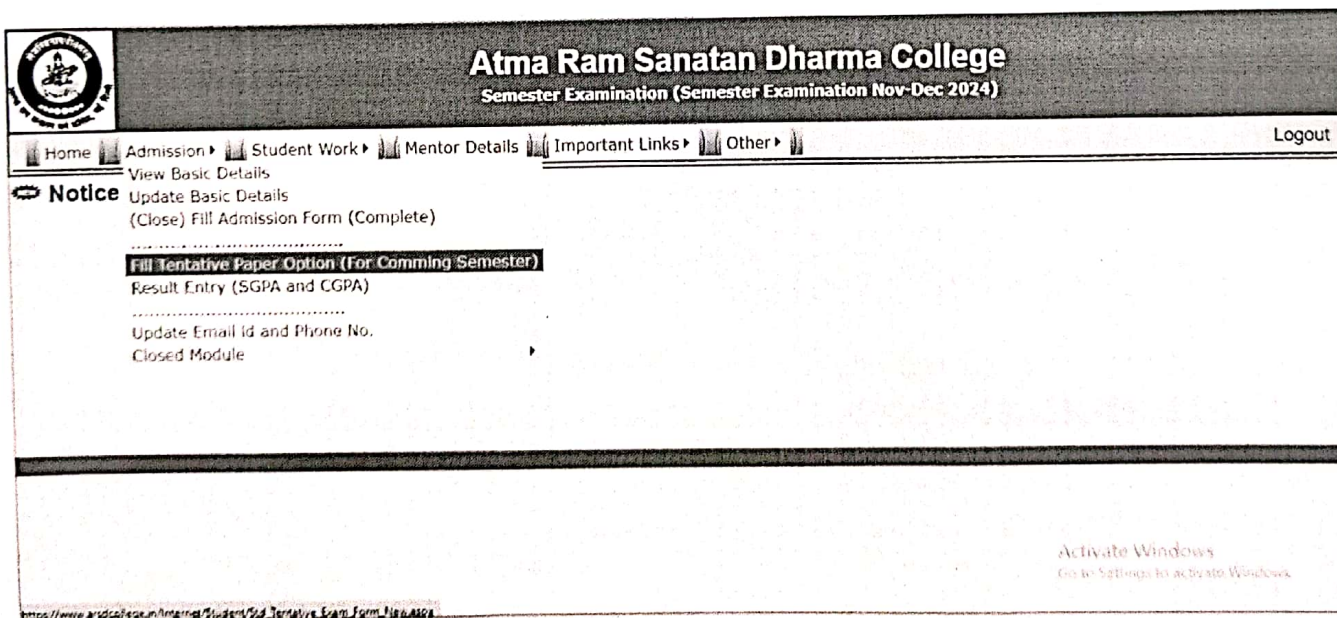
For filling the Subjects smoothly, the students can go through the following steps:

STEP 1: Login to your student portal by entering your Name, College Roll No. and Date of Birth. You will see the following screen.



The screenshot shows the top navigation bar of the Atma Ram Sanatan Dharma College student portal. The header includes the college logo on the left, the college name "Atma Ram Sanatan Dharma College" in the center, and "Semester Examination (Semester Examination Nov-Dec 2024)" below it. On the right side of the header is a "Logout" button. Below the header is a horizontal menu with the following items: Home, Admission, Student Work, Mentor Details, Important Links, and Other. The main content area is titled "Notice Board" and is currently empty. At the bottom right of the page, there is a watermark that says "Activate Windows Go to Settings to activate Windows".

STEP 2: Click on the Admission Tab and select "Fill Tentative Exam form" option. You will see the following screen after that.



The screenshot shows the "Admission" page of the Atma Ram Sanatan Dharma College student portal. The header is identical to the previous screenshot. The navigation menu is expanded to show "Admission" as the active tab. Below the navigation menu, there is a "Notice" section with the following items: "View Basic Details", "Update Basic Details", "(Close) Fill Admission Form (Complete)", "Fill Tentative Paper Option (For Coming Semester)", "Result Entry (SGPA and CGPA)", "Update Email Id and Phone No.", and "Closed Module". The "Fill Tentative Paper Option (For Coming Semester)" item is highlighted with a dark background. At the bottom right of the page, there is a watermark that says "Activate Windows Go to Settings to activate Windows".

STEP 3: Select your Part & Semester Details from the drop down and select Combination 1, 2, 3 OR 4 and paper type as GE and DSE as required. After that you will be able to see the list of papers offered by the college in the drop down.

Please Fill the Previous Result * Max Marks/Grade Obtained Marks/Grade
 Percentage Marks

Part
 Sem
 Combination Please Select Any One Combination
 Paper Type Paper Capping Fixed: 2
 Note: Paper Type will be displayed as per paper capping marked by the college.
 Paper Sorting Type By Paper Code Paper Name
 Select Papers DSE
 Please Select Preference

(Student should add the selected paper to the list by clicking on "Add Papers" & Print" button)

Please Note: Once a student clicks on "Final Submit" Button, he/she will not be able to change/modify the filled option.

Final Submit & Print

* : Mandatory Fields

Abbreviations: MAIN: Main Papers; MAIN_OP: Optional Papers; GE: Generic Elective; AECC: Ability Enhancement Compulsory Course; SEC: Skill Enhancement Course; DSE: Discipline Specific Elective; CORE: Core Papers

STEP 4: Select the paper first and then select your options as preference for the Paper and click on Add Papers to see the list appearing showing your selection.

Part
 Sem
 Combination Please Select Any One Combination
 Paper Type Paper Capping Fixed: 2
 Note: Paper Type will be displayed as per paper capping marked by the college.
 Paper Sorting Type By Paper Code Paper Name
 Select Papers DSE
 Please Select Preference

Add Papers

(Student should add all his/her papers one by one then click on "Final Submit & Print" button)

Sr. No.	Combination	Part	Sem	Paper Code	Paper Name	Pap Type	Preference	Delete	Max Marks (Prev. Rslt.)	Obt Marks (Prev. Rslt.)	%age Marks (Prev. Rslt.)
1	Combination-2	IV	VII	DSEMT01	ADVANCED DIFFERENTIAL EQUATIONS	DSE	Preference No 1	Delete	10	8	80
2	Combination-2	IV	VII	DSEMT02	OPTIMIZATION	DSE	Preference No 2	Delete	10	8	80

Please Note: Once a student clicks on "Final Submit" Button, he/she will not be able to change/modify the filled option.

Final Submit & Print

* : Mandatory Fields

Abbreviations: MAIN: Main Papers; MAIN_OP: Optional Papers; GE: Generic Elective; AECC: Ability Enhancement Compulsory Course; SEC: Skill Enhancement Course; DSE: Discipline Specific Elective; CORE: Core Papers

STEP 5: Select all the subjects in the same screen. After selecting all the preference, Click on Final Submit & Print.

Part

Sem

Combination Please Select Any One Combination

Paper Type Paper Capping Fixed: 1

Note: Paper Type will be displayed as per paper capping marked by the college.

Paper Sorting Type By Paper Code Paper Name

Select Papers CORE

Please Select Preference

Add Papers

(Student should add all his/her papers one by one then click on "Final Submit & Print" button)

Sr. No.	Combinaon	Part	Sem	Paper Code	Paper Name	Pap Type	Preference	Delete	Max Marks (Prev. Rslt.)	Obt Marks (Prev. Rslt.)	%age Marks (Prev. Rslt.)
1	Combination-2	IV	VII	2	DISSERTATION	CORE	Preference No 1	Delete	10	8	80
2	Combination-2	IV	VII	DSEMT01	ADVANCED DIFFERENTIAL EQUATIONS	DSE	Preference No 1	Delete	10	8	80
3	Combination-2	IV	VII	DSEMT02	OPTIMIZATION	DSE	Preference No 2	Delete	10	8	80
4	Combination-2	IV	VII	GEEC01	EDUCATION AND DEVELOPMENT	OE	Preference No. 1	Delete	10	8	80

Please Note: Once a student clicks on "Final Submit" Button, he/she will not be able to change/modify the filled option.

Final Submit & Print

* : Mandatory Fields

Abbreviations: MAIN: Main Papers; MAIN_OP: Optional Papers; OE: Generic Elective; AECC: Ability Enhancement Compulsory Course; SEC: Skill Enhancement Course; DSE: Discipline Specific Elective; CORE: Core Papers


• Course Structure for (Honours) Courses:

- B.Com, B.A (Program), B.sc (Physical Sciences) can also opt the course structure given below:

Semester	DSC	DSE	Dissertation/Academic Project/ Entrepreneurship	Total Credits
Semester-VII	1 DSC (4 credits)	3 DSEs OR 2 DSEs & 1 GE OR 1DSE & 2GEs (12 credits)	Only one to be opted throughout the 4 th year, with assessment of specified outcomes at the end of VII and VIII semesters (6 credits)	22
Semester-VIII	1 DSC (4 credits)	3 DSEs OR 2 DSEs & 1 GE OR 1DSE & 2 GEs (12 credits)	Continuation and completion of the chosen option (6 credits)	22

Course Structure for B.Com Program, B.A (Program), B.Sc (Physical Sciences).

Semester	DSC	DSE	2 Credit course	Total Credits
Semester- VII	DSC (04 credits)	DSE - 1 DSE - 2 DSE - 3 DSE - 4 OR DSE-1, 2 & 3 GE-1 (16 credits)	Skill-based course/ workshop/ Specialised laboratory/ Hands on Learning (2 credits)	22
Semester- VIII	DSC (04 credits)	DSE- 5 DSE - 6 DSE - 7 DSE - 8 OR DSE- 4, 5 & 6 GE-2 (16 credits)	Skill-based course/ workshop/ Specialised laboratory/ Hands on Learning (2 credits)	22


 (प्रो. ज्ञानतोष कुमार झा)
 Prof. Gyantosh Kumar Jha
 प्राचार्य/ Principal

Copy to :
 Students' Notice Board
 College Website